

M55 HANGING CEILING MICROPHONE

OVERVIEW

The M55 is an innovative, hanging ceiling microphone system designed for applications where aesthetics, sound quality, and ease of installation are critical. The primary applications for the ceiling mounted M55 include Video Teleconferencing (VTC), distance learning, hospital rooms, surveillance and ambient room miking.

The M55 accommodates interchangeable capsules with cardioid, hypercardioid, omnidirectional and supercardioid (shotgun) coverage patterns. All electronics are fully integrated with high sensitivity and low noise. The signal output is balanced to eliminate RF interference caused by cell phones and mobile devices.

Installing the M55 requires drilling just one 5/8-inch hole in the ceiling, with no additional tools needed. The M55's mounting hardware easily adjusts the hanging height up to four feet from the ceiling surface without removing ceiling tiles. An optional aiming clip (MCHANGER) easily makes any additional angular adjustments. The cable assembly is equipped with terminal block connectors. For installations where plenum rated cable is to be used a UL rated, metal plenum junction box is available.

MODEL VARIATIONS

All M55 mics are manufactured in white finish with 4 ft cable terminating in terminal block connector. Several capsule configurations below.

M55W - cardioid (white)

M55WHC - hypercardioid (white)

M55WS - supercardioid (shotgun) (white)

M55WO - omnidirectional (white)

SUPPLIED ACCESSORIES

CONN170F - 1' integrated mic cable with terminal block connector

CONN170M - Mating terminal connector for solder-less connection

JBM55 - Metal plenum junction box with seismic and fire safety cable restraint where required by code.

OPTIONAL ACCESSORIES

MCHANGER - Clear plastic clip to adjust mic angle

WS20W - White foam windscreen to reduce wind noise



FEATURES


- High output allows distance miking
- Optimized for voice recognition
- Immunity from RF interference
- Fingertip height adjustment and rotation control
- Low noise preamp circuitry
- Designed, assembled & tested in the USA
- 3 year warranty

APPLICATIONS


- Video Teleconferencing (VTC)
- Distance Learning
- Board Rooms
- Surveillance
- Hospital and medical procedures
- Ambient room miking



MCHANGER



Adjustable Cable



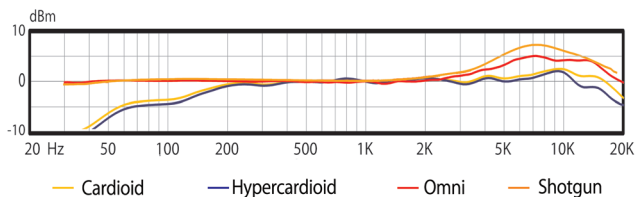
JBM55

M55

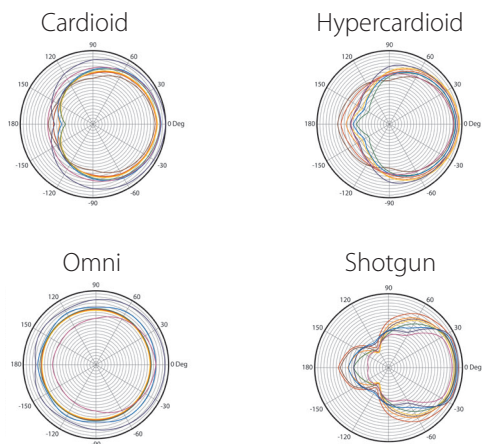
SPECIFICATIONS

Transducer Type	Condenser
Frequency Response	60 Hz - 10 kHz
Polar Pattern	Cardioid / Hypercardioid / Omni / Supercardioid
Output Impedance	150 ohms
Sensitivity	38 mV (C), 32 mV (HC), 40mV (O), 60 mV (S) / Pa @ 1k
Equivalent Noise Level	22 dB (A-weighted)
Signal to Noise Ratio	72 dB
Maximum SPL	≥130 dB
Dynamic Range	108 dB
Power Requirements	18 - 52 V phantom
Connector	Terminal Block Connector
Polarity	Positive pressure on diaphragm produces positive voltage on pin 2 relative to pin 3 of output XLR connector
Materials / Finish	Aluminum & Zinc Alloy / White Finish
Weight	70 g / 2.4 oz (Mic & Cable) 499 g / 17.6 oz (Junction Box & Safety Cable)
Length	54 mm / 2.1 in

FREQUENCY RESPONSE



POLAR PATTERNS



ARCHITECT AND ENGINEER SPECIFICATIONS


The microphone shall be of the condenser type with a modular threaded capsule available in cardioid, hypercardioid, omnidirectional and supercardioid polar patterns. The microphone shall be protected from RF interference. The microphone shall have a fully integrated preamp circuitry thereby eliminating the need for a remote preamplifier module. The microphone shall operate on 18 - 52 Volts DC and the nominal output impedance shall be equal to 150 Ohms at 1 kHz. The microphone shall have a sensitivity of 38 mV (C), 32 mV (HC), 40 mV (O), 60 mV (S) / Pa at 1 kHz. The microphone shall have a maximum SPL level of ≥ 130 dB with THD of 0.5%. The microphone shall be machined out of brass and the dimensions shall be 12 mm in diameter by 54 mm in length. The microphone shall be the Audix M55.

OPERATION AND MAINTENANCE

The M55 is a low impedance microphone and should be plugged into a mic level input on your console, mixer, or recording device. The M55 requires phantom power (18-52 V), which is available on most professional mic preamps and mixing devices. If phantom power is not available on your equipment, use an external phantom power source such as the Audix APS2. Avoid plugging the microphone into or removing it from the audio system unless the channel is muted or the relevant faders are turned down. Failure to do so may result in a loud popping noise that could seriously damage the speakers.

Further miking techniques may be found at www.audixusa.com.

DIMENSIONS (mm) EXPLODED VIEW



PRODUCT REGISTRATION: Please register your product online at www.audixusa.com/docs_12/about/product_registration.shtml.

SERVICE AND WARRANTY: This microphone is under warranty for a period of 3 years to be free of defects in material and workmanship. In the event of a product failure due to materials or workmanship, Audix will repair or replace said product at no charge with proof of purchase. Audix does not pay or reimburse shipping costs for warranty repairs or returns. The warranty excludes any causes other than manufacturing defects, such as normal wear, abuse, environmental damage, shipping damage or failure to use or maintain the product per the supplied instructions. No Implied Warranties: All implied warranties, including but not limited to implied warranties of merchantability and fitness for a particular purpose are hereby excluded. The liability of Audix, if any, for damages relating to allegedly defective products shall be limited to the actual price paid by Dealer for such products and shall in no event include incidental or consequential damages of any kind. Should your microphone fail in any way, please contact the Audix Service department at 503.682.6933. A Return Authorization is required before returning any product. OTHER THAN THIS WARRANTY, AUDIX MAKES NO WARRANTIES, EXPRESS OR IMPLIED, WITH RESPECT TO THE PRODUCTS, THE USE OF THE PRODUCTS, THE PERFORMANCE OF THE PRODUCTS. AUDIX SHALL NOT BE LIABLE FOR SPECIAL INCIDENTAL, CONSEQUENTIAL, INDIRECT OR SIMILAR DAMAGES ARISING FROM OR BASED ON THE SALE, USE, STORAGE OR DISPOSAL OF THE PRODUCTS, AUDIX'S SERVICE WORK, BREACH OF WARRANTY, BREACH OF CONTRACT. NEGLIGENCE, OR ANY OTHER THEORY OF LIABILITY, EVEN IF AUDIX HAS BEEN ADVISED OF THE POSSIBILITY OF SUCH DAMAGES.

ALL SPECIFICATIONS SUBJECT TO CHANGE WITHOUT NOTICE.



www.audixusa.com
503.682.6933 Fax: 503.682.7114
Audix Corporation 9400 SW Barber St. Wilsonville, OR 97070

AUDIX