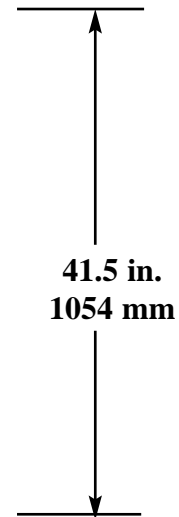
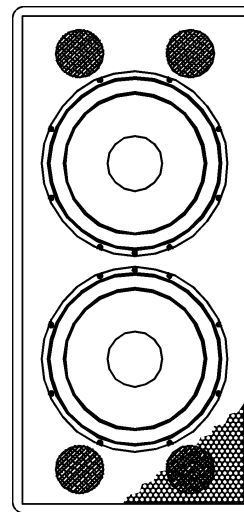


## SPECIFICATIONS (See notes 1 and 2)

- Loudspeaker Type:** Ported subwoofer  
**Operating Range:** 40 Hz - 150 Hz  
 40 Hz - 150 Hz (+/-5dB)  
**Max Input Ratings:** 300W continuous, 750W program  
 35 volts RMS, 77 volts momentary peak  
**Recommended Power Amplifier:**  
 630W to 900W @ 4 Ohms  
**Sensitivity 1W/1m:** 98 dB SPL (40 Hz - 160 Hz 1/3 octave bands)  
**Maximum Output:** 123 dB SPL / 130 dB SPL (peak)  
**Nominal Impedance:** 4 Ohms  
**Min Impedance:** 4.4 Ohms @ 50 Hz  
**Nominal -6 dB Beamwidth:** 360° H x 360° V  
**Axial Q / DI:** 1 / 0, 40 Hz - 150 Hz  
**High Pass Output:** 150 Hz  
**Recommended Signal Processing:**  
 100 Hz - 150 Hz electronic crossover  
 30 Hz high pass filter  
**Drivers:** LF (2) 15", Ferrofluid-cooled  
**Driver Protection:** PowerSense™ DDP  
**Input Connection:** (5) terminal barrier strip  
**Controls:** None  
**Enclosure:** 13-ply 18 mm Baltic birch, Polane painted (see options)  
**Enclosure Hardware:** None  
**Mounting / Rigging Provisions:**  
 (6) 3/8-16 rigging points, W.L.L. 150 lb. vertical pull each  
**Grille:** 16 gauge perforated steel, black powder coated (see options)  
**Required Accessories:** None  
**Supplied Accessories:** None  
**Optional Accessories:**  
 EYBLTKIT: (4) forged 3/8-16 eyebolts  
 DSC42: digital system controller  
**Dimensions:**  
 Height: 41.5 in. / 1054 mm  
 Width (front): 19.75 in. / 502 mm  
 Width (rear): 13 in. / 331 mm  
 Depth: 17.9 in. / 455 mm  
**Weight:** 89 lb. / 40.4 kg  
**Shipping Weight:** 100 lb. / 45.4 kg

- 1. Sensitivity:** Free field pink noise measurement at 40 ft. / 12.2m at 20% power; extrapolated to 1 meter and an input of 2 volts RMS.  
**2. Watts:** All wattage figures are calculated using the rated nominal impedance.



## APPLICATIONS:

- Theatres / Auditoria
- Houses of Worship
- Sport Facilities & Health Clubs
- Clubs
- A/V Systems

## FEATURES:

- Black, White, or Unfinished Exterior
- Dual 15" Ferrofluid-cooled Woofers
- Four Ports for Proper LF Tuning
- PowerSense™ DDP (Dynamic Driver Protection)
- Small Profile Trapezoidal Enclosure For Tight Spaces
- Load-rated 3/8" rigging points
- No Handles for Clean Appearance
- Barrier Strip Input on Steel Input Panel

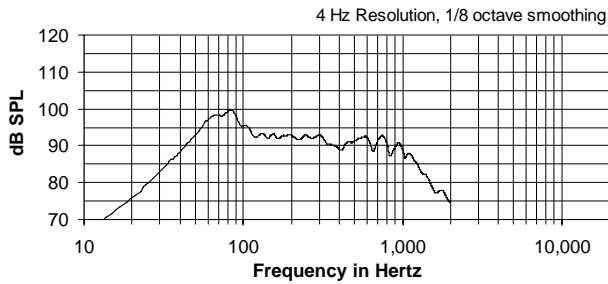
## DESCRIPTION

The CPL55 is a versatile high-efficiency subwoofer designed for installation with any of the CPL full-range loudspeaker systems for extended deep bass output with exceptional punch. The CPL55 subwoofer has an integral 150 Hz high pass output filter that can be used to directly feed XLT41E, CPL42, or CPL43 full range systems, thus requiring only one amplifier channel to power both systems. When used with larger CPL full-range system, a separate amplifier channel is recommended for each system. Five year limited warranty.

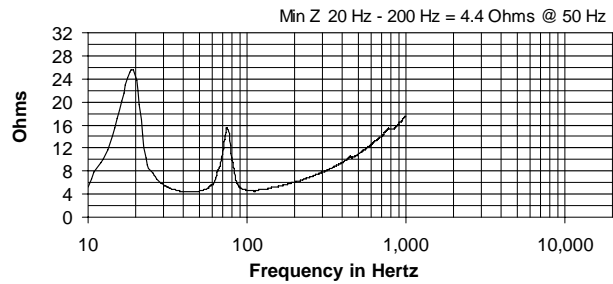
### OPTIONS:

- CPL55B = black painted  
 CPL55W = white painted <sup>1</sup>  
 CPL55U = unfinished <sup>2</sup>  
<sup>1</sup> White cloth over grille, <sup>2</sup> Brown cloth over grille

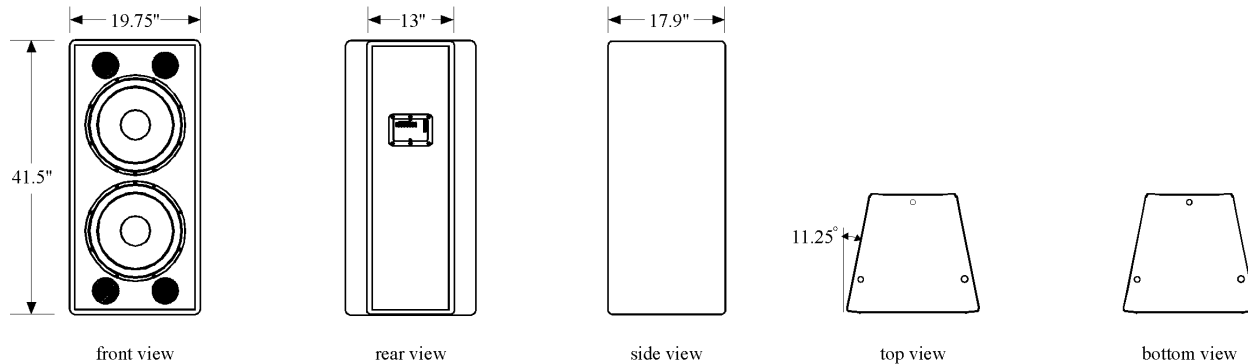
## FREQUENCY RESPONSE



## IMPEDANCE



## DIMENSIONS



## ARCHITECTS' AND ENGINEERS' SPECIFICATIONS

The loudspeaker system shall be a subwoofer of bass reflex trapezoidal design with two 15 in. Ferrofluid-cooled woofers. Drivers shall be connected to integral over-current protection circuitry using high positive current coefficient resistors as well as to an integral high pass filter at 150 Hz connected to high pass output terminals. There shall be one five-terminal barrier strip input/output connector. The loudspeaker enclosure shall be 13-ply Baltic birch plywood with a 16 gauge perforated steel grille {with a white {{brown}} cloth cover} and {{unfinished.}} finished with black {white } paint. The system shall have an amplitude response of 40 Hz to 150 Hz (+/- 5 dB), input capability of 35V RMS, 98 dB sensitivity at one meter and 2V / 4 ohms nominal impedance. The nominal dispersion shall be omni-directional throughout the operating range. The loudspeaker shall be 41.5 in. (1054 mm) H x 19.75 in. (502 mm) W (front) x 13 in. (331 mm) W (rear) x 17.9 in. (454 mm) D and weigh 89 lbs (40.4 kg).