

Rack Mount Dimmer

- 12 Channels
- 1200W per Channel
- 10 Amp Fast Acting Fuses
- Dim/Relay Mode per 6 Channel groups
- 120/240V 60 Amp
- LMX-128 or DMX-512 Protocol
- UL-508 Compliant
- Optional Circuit Breakers

RE121
Rack Mount Dimmer



The RE121 is a 12 channel rack mount dimmer with a capacity of 1,200 watts per channel giving a total of 14,400 watts. It is suitable for church, stage, theater, school, night club, live performances and other event and artistic applications.

The RE121 is controlled by a lighting control console. The unit uses the LMX-128 or DMX-512 control protocol. Channels A - F and/or channels G - L may be switched to operate in "relay" mode. In relay mode, channels may be switched only to either to full on or full off depending on fader position.

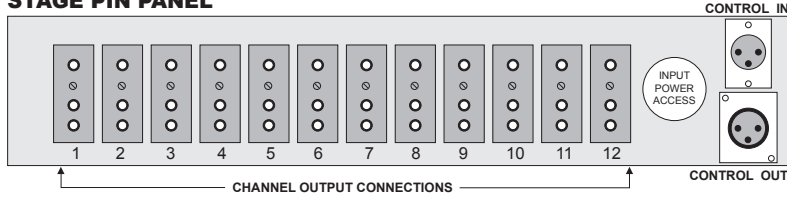
Control Output Connection Options: Duplex outlet panel with 2 connections per channel, External terminal strip (includes knockout cover), Stagepin panel with 1 connection per channel, Patchbay panel with 4 powerlock connections per channel Socapex connector panel (wiring per customer selection)

SPECIFICATIONS

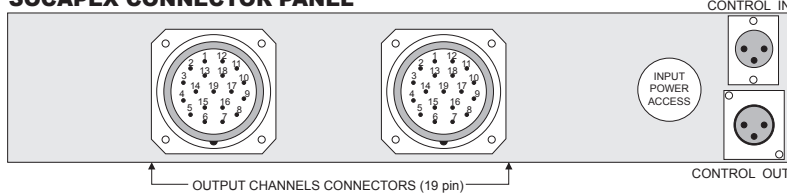
Channels/Capacity:	12 @ 1200 Watts each	Minimum Load:	15 Watts
Power Input:	2 HOTS of 120VAC Single/Three Phase 60 Amps per Hot Input Under Full Load	Control Sources:	DMX-512 (RE-121D) LMX-128 (RE-121L)
Power Connection:	Terminal Block	Temperature Rise:	34 Degrees F at Full Load
Overload Protection:	10 Amp Fast Acting Circuit Breakers	Response Time:	8.33 Milliseconds
System Addressability:	512/128 Channels (DMX/LMX)	Efficiency:	97%
Cooling:	Internal Fan Cooled Heatsink	Size:	19"W x 3.5"H x 13"D
Filtering:	350 Microseconds Minimum Rise Time	Weight:	26 Pounds

Rack Mount Dimmer

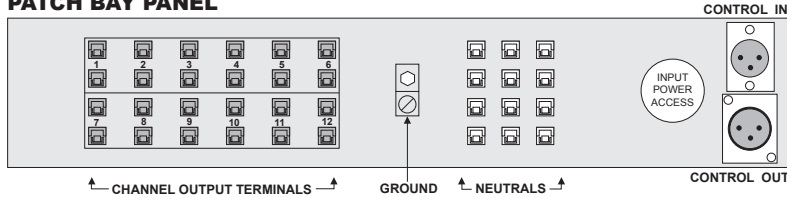
STAGE PIN PANEL



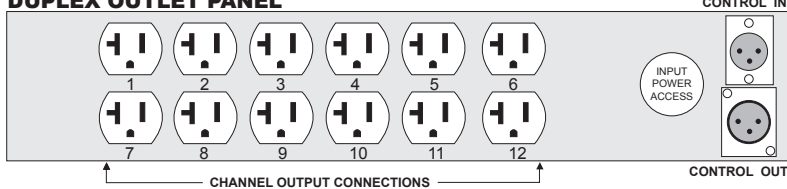
SOCAPEX CONNECTOR PANEL



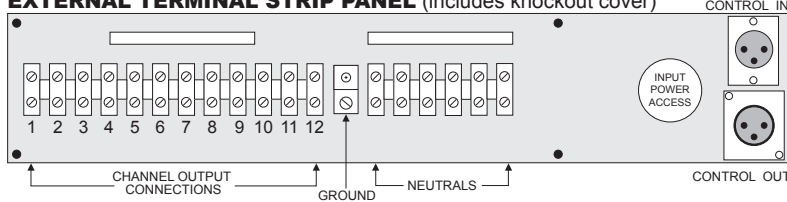
PATCH BAY PANEL



DUPLEX OUTLET PANEL



EXTERNAL TERMINAL STRIP PANEL (includes knockout cover)



Architect & Engineer's Specifications

The dimming system shall have 12 circuits with a load capacity of 1200 Watts per circuit. Each circuit is protected by a 10 Amp fast acting magnetic circuit breaker or a 10 Amp fuse. An allowance of 200% overhead capacity is employed in the circuit design. The dimming system shall have a rise time of not less than 350 microseconds. Programming setup and memory attributes is via front panel dip switches. A user may program the system setup, dimmer attributes of Dim or Relay. LED indicators display individual channel levels, signal presence, and input power status. The dimming system uses the USITT standard DMX-512 protocol in the "D" version and LMX-128 protocol in the "L" version for direct control of the dimming circuits.

Power requirements of the dimming system shall be 2 hots of 120VAC Single/Three phase service. Capacity shall be 60 Amps per leg. DMX-512 is connected through a standard 5 pin XLR connector. LMX-128 is connected through a standard 3 pin XLR connector. A variety of electrical output connections are available including Stage Pin, Socapex, Patch Bay (Powerlock), Duplex (Edison) and External Terminal Strip. Mounting of the dimming system shall be on standard 19" EIA rack mount.

Dimensions are 3.5"H x 19"W x 13"D and the weight shall be 28 lbs.

The dimming system shall be a Lightronics RE121.

To view and/or download the Owner's Manual click here: www.lightronics.com/manuals/re121m.pdf