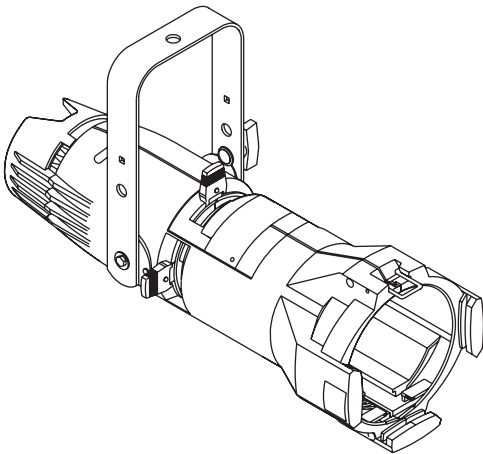




100V 115/120V 230/240V

Ellipsoidal Series



SPECIFICATIONS

PHYSICAL

- Rugged die cast aluminum construction
- 20 gauge stainless steel shutters in a bi-plane assembly
- Interchangeable lens tubes with smooth-running teflon guides provide three user-fit field angle options
- High impact, thermally insulated knobs and shutter handles
- Two accessory slots, and a top mounted, gel frame retainer
- Steel yoke with two mounting positions
- Positive locking, hand-operated yoke clutch
- Slot for stainless steel patterns
- Slot with sliding cover for motorized pattern devices or optional iris
- UL and cUL Listed

ELECTRICAL

- 115-240V, 50/60Hz
- High temperature 3-conductor 36" leads in a glass fiber outer sleeve
- Supports ETC Dimmer Doubling™ technology

LAMP

- HPL — compact tungsten filament contained in a krypton-filled quartz envelope (see table for suitable lamp types)
- 575W Maximum
- Integral die cast aluminum heat sink lamp base

SPECIFICATIONS

OPTICAL

- Optimized optical system for efficient photometric performance
- Projector-quality, high contrast aspheric lens
- Faceted borosilicate reflector with dichroic cold mirror coating removes greater than 90% infrared radiation (heat) and reflects greater than 95% of visible light
- Reflector secured with anti-vibration shock mounts
- Tool free, positive locking X, Y and Z lamp centering adjustments, unaffected by relamping
- Beam edge continually adjustable hard-to-soft
- Interchangeable lens assembly kits permit selection of 26°, 36°, and 50° field angles, and 25°-50° zoom range

ORDERING INFORMATION

Source Four jr

MODEL	DESCRIPTION
450J	50° Source Four jr ellipsoidal (black)
450J-1	50° Source Four jr ellipsoidal (white)

ETC Source Four jrs are supplied with C-clamp, color frame and 3' (96cm) leads as standard

Connector Designation

Use Suffixes below to specify Factory-Fitted Connector type

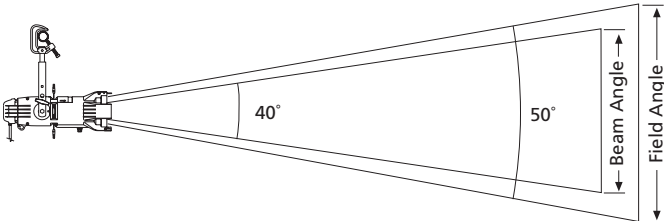
MODEL	DESCRIPTION
A	Parallel-blade U-ground connector
B	Two-pin and ground, 20 amp connector
C	Grounded, 20 amp, twistlock connector
M	Dimmer Doubling Connector (NEMA L515P)

See back page for Source Four jr Accessories



PHOTOMETRICS

Photometric data below is measured with an HPL 575W/115V 300 hr lamp. To convert data when using any other HPL lamp, use the lumen or candela multiplying factors (Lm MF or Cd MF) for that specific lamp. These multiplying factors are listed in the Lamps table in this datasheet. For lumen data, multiply by the Lm MF. For candela or footcandle data, multiply by the Cd MF.



Throw Distance (d)	9' 2.7m	13' 4.0m	17' 5.2m	22' 6.7m
Field Diameter	8.5' 2.6m	12.3' 3.7m	16' 4.9m	20.7' 6.3m
Illuminance (fc)	289	139	81	48
Illuminance (lux)	3,112	1,492	872	521

For illumination with any lamp, multiply the candlepower of a beam spread by the multiplying factor (mf) shown for that lamp.

To determine illumination in footcandles or lux at any throw distance, divide candlepower by distance squared.

For Field diameter at any distance, multiply distance by .94

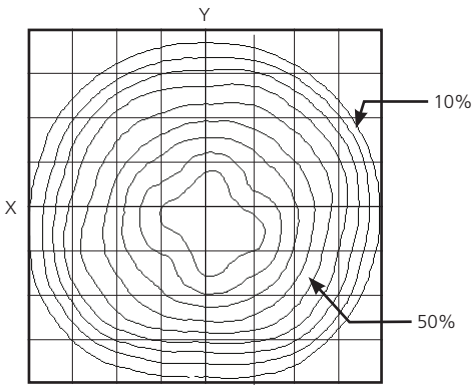
For Beam diameter at any distance, multiply distance by .72

Source Four jr 50°(cosine)

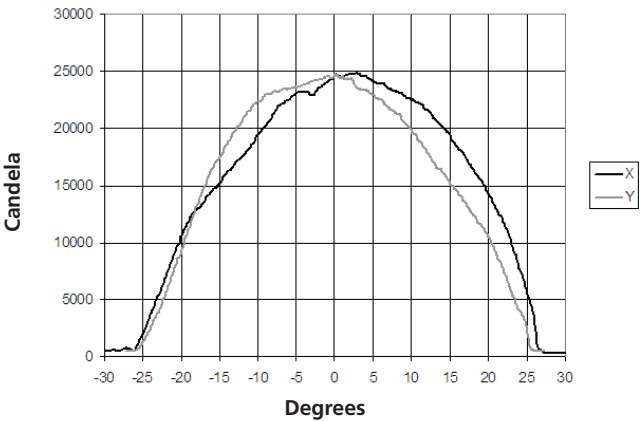
Degree	Candela	Field Lumens	Beam Lumens	Efficiency	Lumens per watt
50°	23,420	8,175	5,615	49.5%	14.2

Metric Conversions: For Meters multiply feet by .3048
For Lux multiply footcandles by 10.76

Iso-Illuminance Diagram



Cosine Candela Plot



Complete IES photometry data files (LM-63-02 format) may be downloaded from the ETC website.
Go to <http://www.etcconnect.com/downloads.asp>

Ellipsoidal Series

L A M P S

To determine Candela (Cd) or Lumens (Lm) for any other HPL lamp, multiply the Candela or Lumen value by the appropriate multiplying factor (CdMF or LmMF) shown for that lamp in the table below.

ETC Part #	Lamp Code	Watts	Volts	Initial Lumens	Color Temp. K	Average Rated Life	50° Cd MF	50° Lm MF
RT113	HPL 575/115**	575	115	16,520	3,250	300	1.00	1.00
RT114	HPL 575/115X	575	115	12,360	3,050	2,000	.64	.71
RT142	HPL 375/115	375	115	10,540	3,250	300	.84	.64
RT143	HPL 375/115X	375	115	8,500	3,050	1,000	.58	.48
RT115	HPL 575/120	575	120	16,520	3,250	300	1.00	1.00
RT171	HPL 575/120X	575	120	12,360	3,050	2,000	.64	.71
RT112	HPL 550/77*	550	77	16,170	3,250	300	1.02	.98
RT117	HPL 550/77X*	550	77	12,160	3,050	2,000	.66	.73
RT129	HPL 575/230**	575	230	14,900	3,200	400	.82	.77
RT138	HPL 575/230X	575	230	11,780	3,050	1,500	.53	.55
RT154	HPL 375/230X	375	230	7,800	3,050	1,000	.45	.40
RT130	HPL 575/240	575	240	14,900	3,200	400	.78	.77
RT139	HPL 575/240X	575	240	11,780	3,050	1,500	.50	.54
RT155	HPL 375/240X	375	240	7,800	3,050	1,000	.45	.40

Source Four jr is rated for 575W maximum.

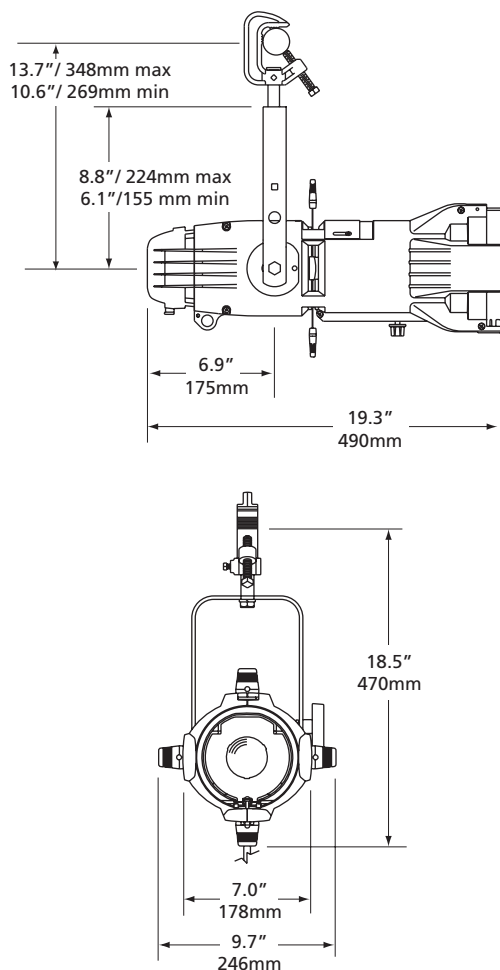
*77 Volt HPL lamps are for use with ETC Dimmer Doubling technology only.

**Photometric data was prepared using a production fixture and the Prometric CCD measurement system. Fixture adjusted for cosine distribution and tested with calibrated lamp at rated voltage. All data normalized to nominal lamp lumens in accordance with IES LM-73-04. Testing performed at ETC West, Hollywood, CA. All other multiplying factors extrapolated from primary test data.

For links to photometry file downloads (IES LM-63-02 format) go to www.etcconnect.com.

HPL Specified Tolerances: Watts +/- 5%, Lumens +/-7%, Average life +/-10%, Color Temperature +/- 50K

PHYSICAL



Source Four jr Weights*

MODEL	WEIGHT		SHIPPING WEIGHT	
	lbs	kgs	lbs	kgs
450j	10	4.5	16.5	7.5

*Includes 2.3 lbs for C-clamp

ORDERING INFORMATION

Continued from front page...

Source Four jr Accessories

MODEL	DESCRIPTION
450JL	50° jr lens assembly
436JL	36° jr lens assembly
426JL	26° jr lens assembly
400JZK	Source Four jr Zoom upgrade kit*
400CC	C-clamp (included)
400SC	Safety cable
400JRS	Drop-in iris
400CF	Colorframe (6.25") (included)
400DN	Donut (6.25")
400TH	Top hat
400HH	Half hat
400GE	Gel extender
400PH-M	Pattern Holder (M size)

Note: For colors other than black and white, please call ETC.

* Converts any Source Four jr to a Source Four jr Zoom

Source Four products are protected by one or more of the following patents:

U.S.	USRE36,3316, US5,345,371, US6,092,914 and US5,775,799
U.K.	GB0592589, GB0673488, 99930527.9*
Germany	DE0592589, GB0673488, 99930527.9*
Japan	JP2,501,772

* European patent application number



Corporate Headquarters • 3031 Pleasant View Rd, PO Box 620979, Middleton WI 53562 0979 USA • Tel +1 608 831 4116 • Fax +1 608 836 1736
London, UK • Unit 26-28, Victoria Industrial Estate, Victoria Road, London W3 6UU, UK • Tel +44 (0)20 8896 1000 • Fax +44 (0)20 8896 2000
Rome, IT • Via Pieve Torina, 48, 00156 Rome, Italy • Tel +39 (06) 32 111 683 • Fax +44 (0)20 8752 8486

Holzkirchen, DE • Ohmstrasse 3, 83607 Holzkirchen, Germany • Tel +49 (80 24) 47 00-0 • Fax +49 (80 24) 47 00-3 00

Hong Kong • Room 1801, 18/F, Tower 1 Phase 1, Enterprise Square, 9 Sheung Yuet Road, Kowloon Bay, Kowloon, Hong Kong • Tel +852 2799 1220 • Fax +852 2799 9325

Web • www.etcconnect.com • Copyright©2010 ETC. All Rights Reserved. All product information and specifications subject to change. 7062L1009 Rev. E Printed in USA 12/10