



GENERAL INFORMATION

The Net3 RVI can be used for remote video and local programming functions for Eos-family and Cobalt-family control systems, and Mirror Mode remote-video-only operation with Element™ control systems.

FEATURES

- Local control or synchronization with Eos- and Cobalt-family control systems
- Mirror Mode remote-video-only with Element control systems*
- Access to all programming functions
- 20 user-programmable front-panel buttons
- Four front-panel LED status indicators
- 2U 19" rack-mount enclosure

INTERFACES

- AC Input (100 - 240 VAC at 50/60Hz)
- Two Ethernet ports
- Two DVI connectors for external displays
- One Display Port connector for external displays
- Seven multipurpose USB ports
- One eSATA port

*Note: When used with Element consoles, the RVI provides only remote displays of what the console operator is seeing, and no remote-control capabilities. Mirror Mode remote operation can also be provided by a PC or Maccomputer running the ETCnomad™ software when connected to the Element via an Ethernet network.

ORDERING INFORMATION

Net3 Remote Video Interface Units

MODEL	DESCRIPTION
Net3 RVI	Net3 Remote Video Interface

RVI Accessories for Eos Family Products

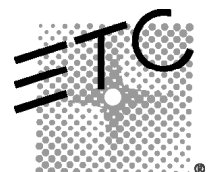
MODEL	DESCRIPTION
Net3 RFR	Net3 Radio Focus Remote 903 MHz
Net3 RFR - RX	Net3 Radio Focus Remote, Receiver only
Net3 RFR - TX	Net3 Radio Focus Remote
FADW 2X10	Fader Wing - 2x10
FADW 2x20	Fader Wing - 2x20
Eos PGW	Eos Programming Wing

See the ETC Net3 product range for I/O Gateways.

The RVI supports two external monitors compatible with Windows 7, 1280x1024 minimum resolution, standard, touch or multi-touch. These can be two DVI or one DVI and one Display Port.

Ships with

- Three-button scroll mouse and mousepad
- Alphanumeric keyboard
- Eos and Cobalt label strips



PHYSICAL

Net3 Remote Video Interface Unit Dimensions*

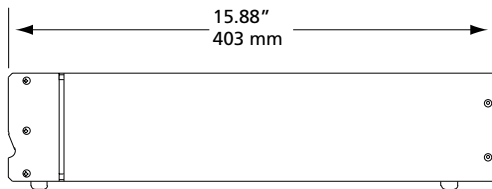
MODEL	HEIGHT		WIDTH		DEPTH	
	inches	mm	inches	mm	inches	mm
Net3 RVI	3.52	89	17.13	435	15.88	403

Net3 Remote Video Interface Unit Weights*

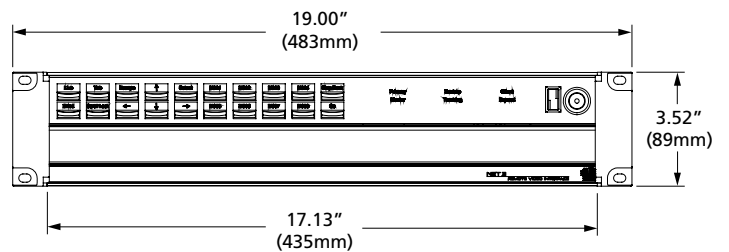
MODEL	WEIGHT		SHIPPING WEIGHT	
	lbs	kgs	lbs	kgs
Net3 RVI	22.5	10.21	28.5	12.93

*Weights and dimensions typical


Side View



Front View



Top View



Rear View

