



## Model No.

# ACSPR-SEQ6-2009

## Rackmount panel with 9 outlets, sequencer, surge suppression

19"W rackmount panel with four step sequential power and nine outlets (six switched, three unswitched) for sequential activation/deactivation of connected equipment. Includes alarm interface and surge suppression.

### Features

- Delay between sequenced steps (0.5-10 seconds) is screwdriver adjustable
- Power rating of 120VAC, 60Hz/20A with EMI/RFI filtering. Each receptacle rated 15A.
- Rear termination blocks accommodate remote switches, external triggers and an alarm system interface for use where mandated by fire code.
- Includes two dry contact closures (steps 5 and 6) for triggering remote power control units (RPC series, order separately).
- Actuation Switch: front panel rocker switch with momentary contacts (normally open SPST) plus rear barrier strip termination blocks for momentary (normally open) remote switches.
- Alarm Interface: lock on, lock off and switch lock functions for alarm system or master control panel applications.
- External Control Connections: plug-in barrier strip terminal blocks
- EMI/RFI Filter: 19dB@500kHz, 42dB@30MHz
- Termination via 9 ft. attached cord with NEMA 5-20P plug.
- Dimensions: 19"W x 1.75"H (1U) x 9"D
- Made in the U.S.A.
- ETL-listed in the U.S. and Canada to UL Standard 60065
- Advanced surge suppression protects against surges up to 72,000A.

UL1449-2 adjunct results: 1000 surges, 6000 volts, 3000A, C1 and B3 waveforms (IEEE C62.41), no failures.

- LEDs indicate status: if one section of the surge suppressor has reduced protection, there are two additional sections available to safeguard equipment.
- Initial Clamping Voltage: 205V, UL rating 330V
- Endurance: IEEE C62.41-1991, B3 (C1), Pulses (lifetime): 1kv $\geq$ 1,000,000; 3kv $\geq$ 100,000; 6kv $\geq$ 5000

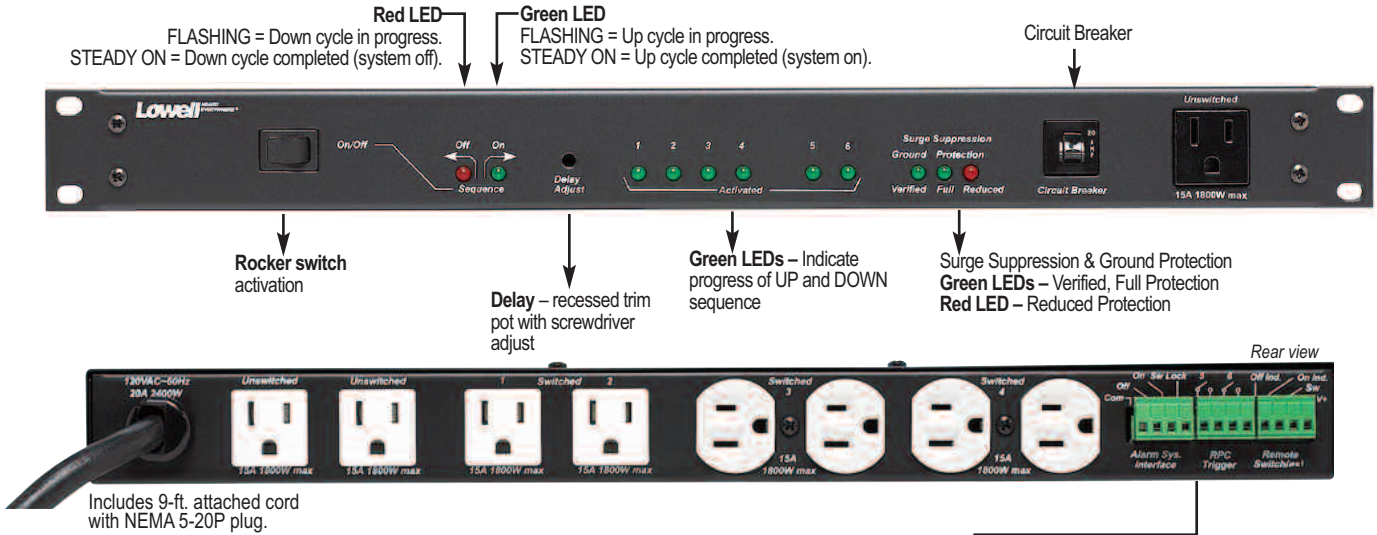


- Transient Noise Reduction: 25dB@100kHz, 50dB@1MHz
- Response Time: less than 5 nanoseconds
- Applicable Standards: IEEE standard 587-80 A & B, IEEE standard C62.41-1991, IEC 1000-4-5-1995 (IEC 801-5).
- Protection Mode: line to neutral, zero ground leakage.

### A & E Specifications

The sequential AC rackmount power panel shall be Lowell Model No. ACSPR-SEQ6-2009. It shall be ETL listed and have a power rating of 120VAC, 60Hz/20A with EMI/RFI filtering and a total of 9 outlets (6 switched, 3 unswitched) and 2 steps providing contact closures to sequentially activate/deactivate equipment (4-6 steps) with a sequence delay of 0.5 to 10 seconds. It shall be housed in a 1U steel rackmount chassis measuring 19"W x 1.75"H x 9"D and having color-coded LEDs. Activation shall be via a rocker switch on the front panel. The panel shall also include surge suppression

*Note: Formerly Model No. ACSPR-SCS4-2009-RT2*



### ALARM SYSTEM INTERFACE

If required by local building code, facility usage, or the Fire Marshal; the system switches can be overridden and the system controlled by contact closures provided by the fire alarm panel or other control system. A maintained contact between the "com" terminal and any of the terminals shown here will provide the following functions.

**Lock Off:** A maintained contact between the "COM" terminal and the "LOCK-OFF" terminal will turn the system off and keep it off regardless of other switch activations. If the system is already off, it will be kept off.

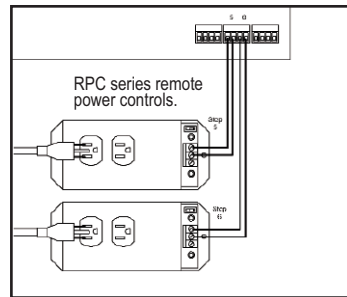
**Lock On:** A maintained contact between the "COM" terminal and the "LOCK-ON" terminal will turn the system on and keep it on regardless of other switch activations. If the system is already on, it will be kept on.

**Switch Lock:** A maintained contact between the "COM" terminal and the "SWITCH-LOCK" terminal will lock the system in its current state, either on or off, regardless of any other switch activations.

**Caution:** Do not allow alarm system to make more than one of the contacts described above at the same time. Controller board damage may result.

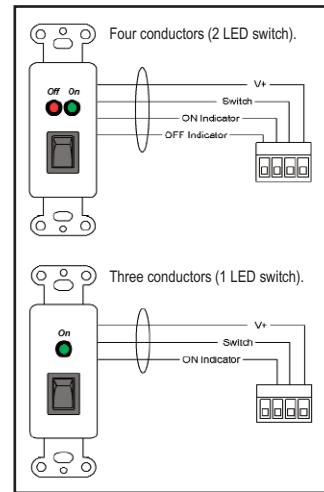
### RPC TRIGGER CONNECTIONS

Multiple RPC series remote power control units can be connected to outputs 5 and 6 (60 max. each, dependent upon limits of electrical panel). Order RPC units separately.



### REMOTE SWITCH CONNECTIONS

Connect a maximum of 5 remote MOMENTARY switches. Order switches separately.\*



\* See MOMENTARY switches:

- with 2 LEDs: RPSB2-MP, RPSB2-MKP, RPSW2-MP, RPSW2-MKP, RPSB2-MR, RPSB2-MKR
- with 1 LED: RPSB-MP, RPSB-MKP, RPSW-MP, RPSW-MKP, RPSB-MR, RPSB-MKR

Maximum wire distances  
24ga: 20,000 ft (approx. 3.5 miles), 22ga.: 31,200 ft.  
(approx. 5.5 miles), 18ga.: 76,800 ft. (approx. 13.5 miles)