



Description

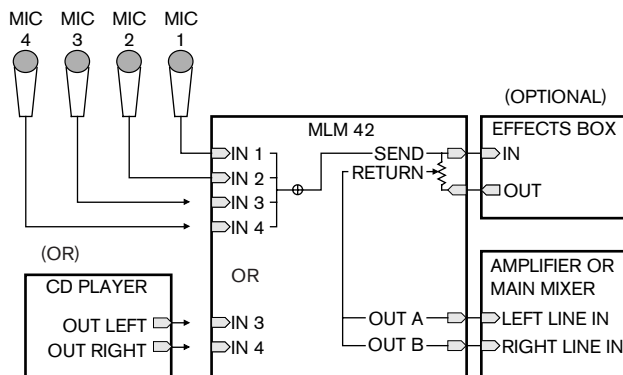
The evolution of the entertainment industry has necessitated the creation of an outboard mic/line device to complement existing mixing consoles. Whether you're recording, mobile mixing, or broadcasting, there are occasional needs to expand your existing arrangement. Frustrations abounded when it came to adding mics for interviews, karaoke, and live performances because it was cost prohibitive. Now it's quite inexpensive to enhance your existing gear and expand the number of live mics for any gig. The MLM 42 is unique. Four Burr-Brown mic preamps give you the studio-grade quality you've asked for.

Applications are everywhere. The MLM 42 is designed to fit into a variety of situations where cost is an issue and Rane quality is a must:

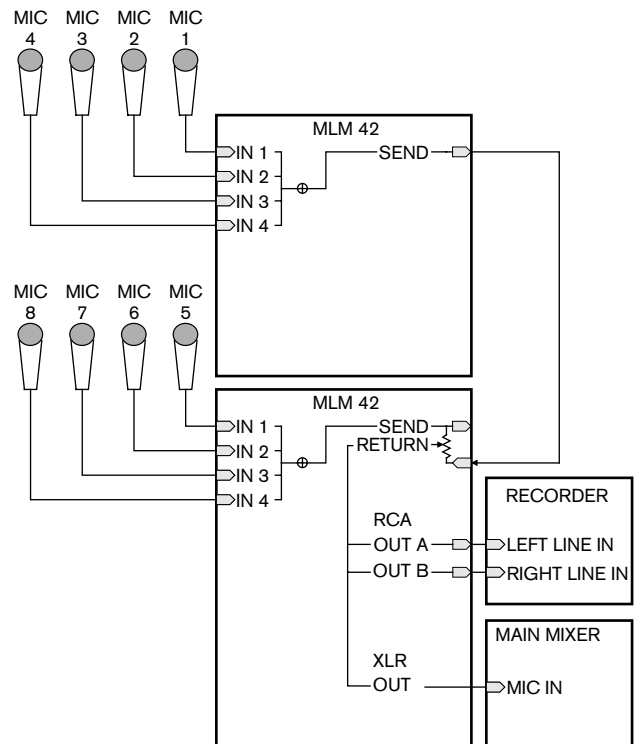
- Live Sound
- Studio and Remote Radio & Television Broadcasting
- Professional Night Club
- Fixed Commercial Installations
- DJ Mixer (Mic) Expansion
- Karaoke

Each input includes all the features you need to produce a high-caliber show.

- Input Level control
- 15 Volt Phantom Power
- Dedicated mic and line input jacks
- Overload indicator
- 3-band *Accelerated-Slope™*, full-cut tone controls
- Four Burr-Brown mic preamps, quiet to -126 dBu EIN
- Full-range Output mix Level control
- Post-mix Effects loop includes Wet/Dry pan control
- RCA unbalanced; XLR & TRS balanced parallel outputs
- Balanced outputs Mic or Line selectable



4 Mic Mixer, or 2 Mics and a CD Player

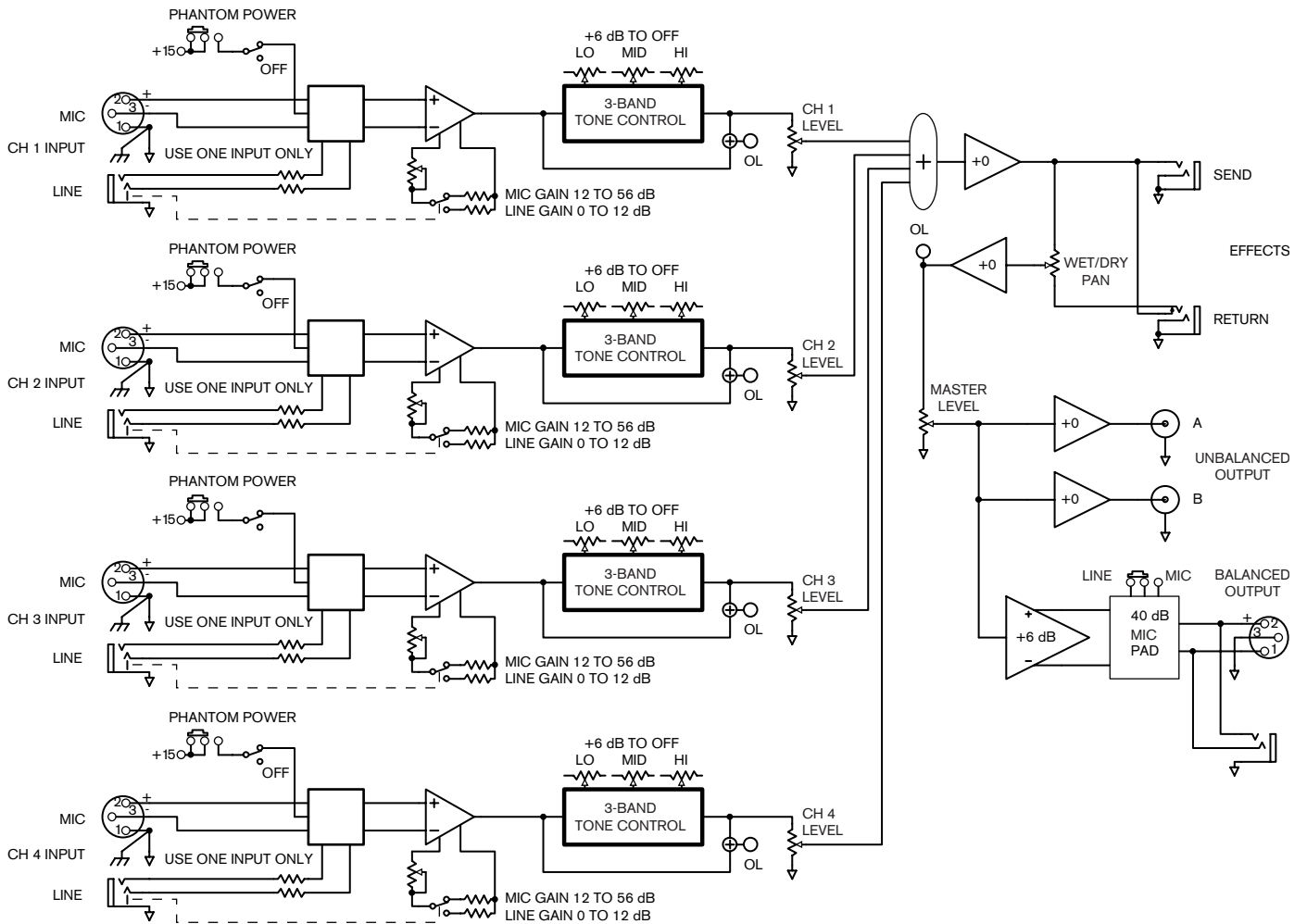


Connecting 2 MLM 42's for 8 Mic Inputs

Features and Specifications

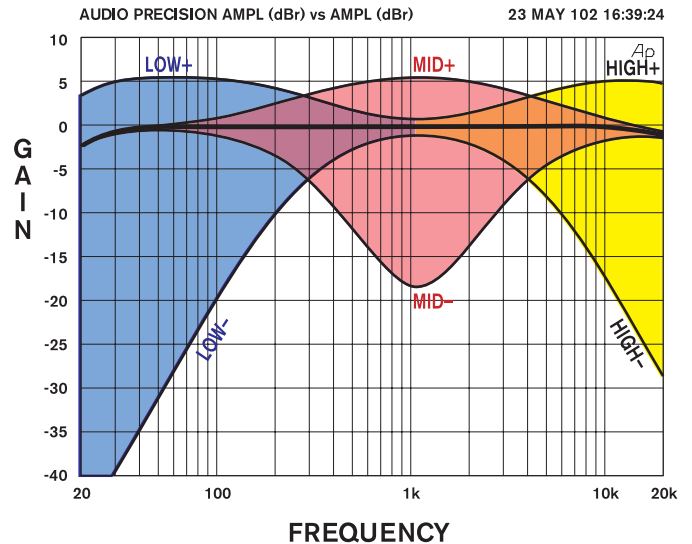
Parameter	Specification	Limit	Units	Conditions/Comments
Mic Inputs: Type	Active balanced			Burr-Brown INA 163
.....Connectors (Mic/Line)	XLR / TRS			
.....Input Imped. (Mic/Line)	836 / 3.32k	1%	Ω	each leg, 1 kHz
.....Gain Range (Mic/Line)	12 to 50 / 0 to 12	2	dB	1 kHz
.....Max Input (Mic/Line)	+10 / +22		dBu	min gain, 1 kHz
.....Max Input (Mic/Line)	-28 / +10		dBu	max gain, 1 kHz
.....Frequency Response	10 Hz-50 kHz	+5,-3	dB	mic gain = 50 dB
.....Equivalent Input Noise	-126	max	dBu	mic gain = 50 dB, Rs=150 Ω 20-20 kHz
.....Common Mode Rejection	60	min	dB	1 kHz, Rs = 150 Ω
.....THD+N	0.01	typ	%	mic gain = 40 dB, +4 dBu, 20 Hz-20 kHz
.....Phantom Power	15	5%	VDC	disabled in line mode
Tone Controls: Type	Accelerated-Slope			2nd-order Linkwitz-Riley
.....Boost/Cut Range	+6 to full cut (off)	typ	dB	
.....Lo/Mid and Mid/Hi	300 / 4k	5%	Hz	Separation frequencies
Effects Loop: Type	Active unbalanced			¼" TS connector
.....Input Impedance	30.1k	min	Ω	1 kHz
.....Output Impedance	300	1%	Ω	1 kHz
.....Maximum Output	+20	min	dBu	load = 10 k Ω , 1 kHz
A/B unbalanced outputs: Type	Active unbalanced			RCA connectors; mono (same as A & B)
.....Output Impedance	300	1%	Ω	1 kHz
.....Maximum Output	+20	min	dBu	load = 10 k Ω , 1 kHz
Balanced Outputs: Type	Active balanced			¼" TRS and XLR connectors
.....Output Imped. (Mic/Line)	51.1 / 150	1%	Ω	1 kHz
.....Max. Output (Mic/Line)	-16 / +24	min	dBu	load = 10 k Ω , 1 kHz
.....SN	90	typ	dB	20-20 kHz, one Line Input, unity, +4 dBu
.....THD+N	.0035	typ	%	20-20 kHz, +4 dBu, Line Input, unity gain
.....Control Feed-through	-80	typ	dB	all front panel level controls @ 1 kHz
Crosstalk	-75 @ 1 kHz	max	dB	re +4 dBu any channel to any channel
Unit: Agency Listing				
.....120 VAC model	Class 2 Equipment UL CSA			National Electrical Code Exempt Class 2 equipment Exempt Class 2 equipment
.....230 VAC model	CE-EMC CE-Safety			EMC directive 89/336/EEC Exempt per Art. 1 of LVD 73/23/EEC
Power Supply: Agency Listing				
.....120 VAC model	UL CSA			Class 2 Equipment File no. E88261 File no. LR58948
.....230 VAC model	CE-EMC CE-Safety			EMC directive 89/336/EEC pending LV directive 73/23/EEC
Power Supply Requirement	18 VAC w/center tap	10%	Vrms	RS 1 (see data sheet)
.....Maximum Current	600		mA	RMS Current from Remote Supply
Unit: Construction	All Steel			
.....Size	1.75"H x 19"W x 5.3"D(1U)			(4.4 cm x 48.3 cm x 13.3 cm)
.....Weight	4 lb			(1.8 kg)
Shipping: Size	4.25" x 20.3" x 13.75"			(11 cm x 52 cm x 35 cm)
.....Weight	8 lb			(3.6 kg)
<i>Note: 0 dBu=0.775 Vrms</i>				

Block Diagram



Accelerated-Slope™ Tone Controls

Rane's patented tone control technology produces steeper slopes than normal, thus allowing boost/cut of high and low frequencies without disturbing the critical midband frequencies. The MLM 42 features full-cut Tone Controls, allowing much greater contouring than possible with regular controls.



MLM 42

MIC/LINE MIXER



Rear Panel



Architectural Specifications

The mixer shall be a high performance mic/line mixer featuring four balanced, studio-grade microphone inputs. XLR connectors shall be provided for mic-level input. TRS switching jacks shall be provided for line-level input. Use of the TRS jacks shall automatically set the preamplifier gain structure for line-level input and defeat phantom power. Each of the four inputs shall feature input gain control, overload indicator, three-band Accelerated-Slope™ equalizer and a Level control. The mixer shall have a post-mix effects loop with Wet/Dry pan control. A single master Level control shall control two unbalanced and two balanced outputs. Unbalanced output jacks shall be RCA type. Balanced outputs shall employ one XLR and one ¼" TRS jack. Each balanced output shall provide an additional 6 dB of gain and deliver a mini-

um signal level of +24 dBu into a 10k ohm load. The balanced outputs shall be capable of operating at mic level with a maximum output of -16 dBu.

XLR inputs shall operate in mic mode with a gain range of +12 dB to +50 dB. Each microphone input shall operate with or without 15 volt phantom power. ¼" TRS inputs shall operate at line-level with a gain range of 0 to 12 dB. If the Line input is inserted, phantom power shall be defeated.

The mixer shall feature an external RS 1 power supply capable of operating from 100, 120 or 230 VAC mains, 50-60 Hz. The unit shall meet UL/CSA and CE requirements. The unit shall be constructed of cold-rolled steel and mount into a standard 19" 1U EIA rack.

The unit shall be a Rane MLM 42 Mic/Line Mixer

Available Accessories

- SC 1.7 Single Space Security Cover