

Professional Installation Projectors

PA Series

Ideal for corporate, higher education and museum applications



Powerful installation projectors equipped to take on the most demanding integration projects

Powerful Tools

- Multi-display support with Picture by Picture/Picture Out Picture
- TileMatrix (internal multi-screen splitter) enables 4Kx2K resolution utilizing 4 projectors without the need for external hardware
- Built-in daisy chain capabilities support multi-display applications
- Seamlessly blend multiple images with integrated edge blending capabilities

Integrated

- High performance video processing/scaling creates life-like images
- Integrated software applications such as Crestron Roomview, AMX Beacon and PJ Link allow for complete interactivity and control

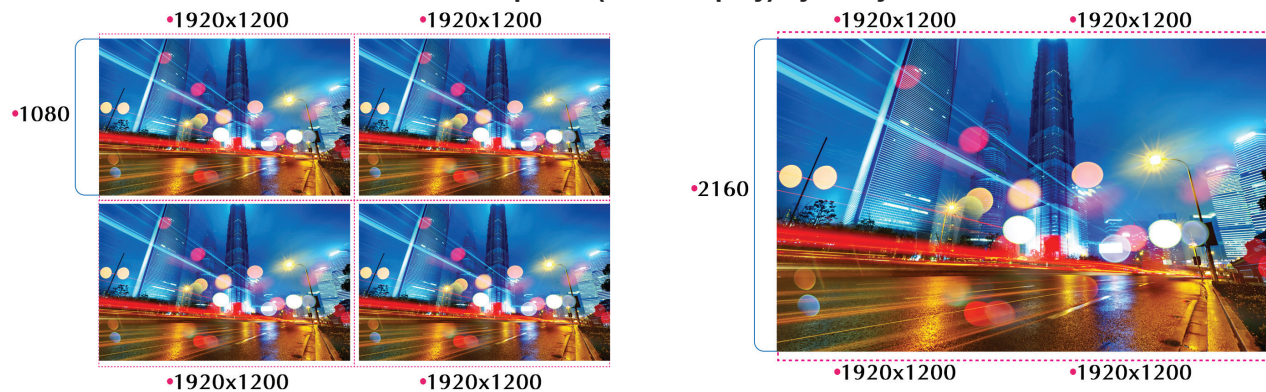
Flexible

- Enjoy greater installation flexibility with a complete line of optional bayonet style lenses (6) for quick and easy exchange. Lens throw distances range from 2.5 to 68.5 ft
- Tilt-free installation capabilities make these projector ideal for almost any install environment, including portrait orientation
- Up to 60% vertical lens shift and +/- 30% horizontal lens shift capabilities make alignment easy

Screen Splitter

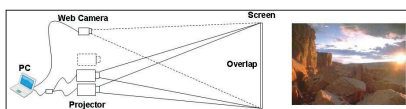
NEC is committed to bringing the latest and greatest innovation to projectors. Multi-display capabilities and TileMatrix technologies are integrated into the new PA series projectors. This processing is all done internally and therefore eliminates the additional hardware typically required to produce a beautiful 4K resolution image.

Screen Splitter (Multi Display) by Daisy Chain



Stacking correction

The industry's first built-in stacking correction capabilities (up to four projectors) allows the projectors to boost an image's brightness up to 24,800 lumens, which is ideal for larger-sized screens and environments with heavy ambient light. This feature also prevents the complete loss of an image, which can happen when using only one projector.




Edge blending

This function seamlessly blends multiple projected images to display a single high-resolution image.



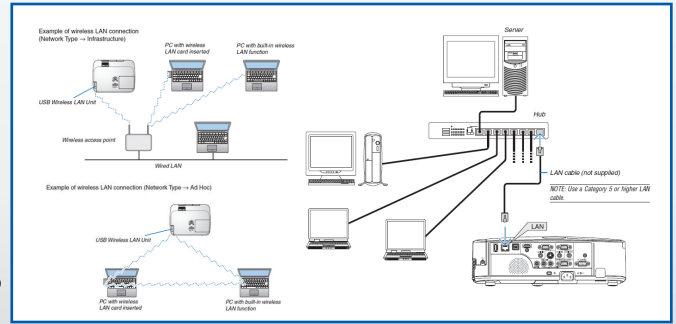
Dual HDMI inputs

Among the PA Series' wide selection of inputs are dual HDMI w/HDCP for connecting to high-definition sources such as Blu-ray players, cable boxes, satellite receivers and personal computers. With multiple HDMI connections, loop out up to four projectors.



INTEGRATED NETWORKING AND ASSET MANAGEMENT

- Integrated RJ45 connection for quick connection to the LAN (10/100 base-T capability)
- Optional high-speed wireless LAN IEEE 802.11b/g/n
- Desktop control allows you to securely transmit information wirelessly to the projector from a docking station or PC in another room
- Image Express Utility (IEU 2.0; compatible with Windows or Mac operating systems) dedicated projector software provides wired and wireless data transmission via peer-to-peer or over the network
- Broadcast mode allows you to send information from one computer to several projectors
- Windows Network Projector function within Windows Vista connects directly to networked projectors without the need for additional proprietary software
- Windows Remote Desktop function allows you to control a networked computer by connecting a USB mouse and keyboard directly to the projector's USB input
- Windows Network Drive Function displays multimedia files (.jpeg, .bmp, .png, .mpeg2 or .wmv9) in the Windows shared folder on a local network using the Viewer function—all without bringing your PC into the conference room
- Windows Media Connection Function displays multimedia files (.mpeg2, .jpeg or .wmv9) stored on the Windows Media Connect server or a local network using the Viewer function—all without bringing your PC into the conference room
- Crestron Roomview Connected™



GET CONNECTED WITH A WIDE SELECTION OF INPUTS

- **Dual computer inputs** ensure quick switching between presentations
- **Four audio inputs (two mini stereo [Comp1 & Comp2] and HDMI™)** make it easy to add sound to enhance your presentations

Remote control

Wired and wireless backlit remote allows you to adjust for complete control of the projectors menu structure in a well lit or dark environment. Direct controls such as lamp mode, aspect ratio, volume and input selection eliminates multiple button pushes.



DisplayPort

This input provides PA Series models with expanded connectivity with advanced technology.



Wall color correction presets

These provide for adaptive color tone correction to display properly on non-white surfaces.

On a green wall...



BEFORE auto wall correction



AFTER auto wall correction



Input panel cover


This optional accessory creates a clean look for your installation, while hiding signal cables and the power cord.



ADVANCED SOFTWARE FEATURES

Cornerstone

Enhanced keystone correction allows for horizontal, vertical and diagonal image correction for aligned images even when the projector is set up at an angle to the screen.




3D

When combined with active shutter glasses and 3D emitter, the PA Series Projectors create 3D images from a computer or Blu-ray player. The PA571W/PA521U/PA621X utilize the 3D sync line output from the projector to connect to the 3D emitter. Optional 3D glasses and emitters from XPAND are available from NEC.



Geometric Correction

Projecting an image isn't confined to a standard flat screen or wall with the NEC PA Series. Geometric correction allows these models to project an image on spheres, cylinders, corner angles and many more non-standard surfaces.




4000-hour filter life

NEC is committed to designing its products to provide long lifecycles. This virtually maintenance-free filter reduces the frequency at which cleaning is required, thereby decreasing total cost of ownership.



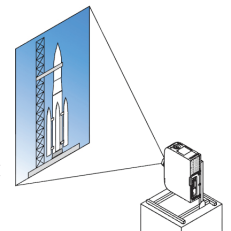
Tilt-free

The projector can be rotated freely (360°) to orient the image depending on the installation requirements




Portrait mode

Allows the projector to be rotated (and screen if necessary) to a vertical alignment so that portrait content can be viewed without black bars on the side when landscape mode is used.



Specifications for PA571W/PA521U/PA621X



UNIQUE FEATURES

3D Reform™ allows you to square the image by adjusting horizontally, vertically or diagonally when the projector cannot be placed parallel or perpendicular to the screen

Virtual Remote Used via a network connection (wired/wireless), you can control the projector directly from a computer without the need for additional control cables.

Variable audio-out enables the remote control to be used to adjust volume of self-powered external speakers that are connected to the projector. In stand-by mode, the audio-out stays active, allowing the last input used to pass to the self-powered external speakers.

Advanced AccuBlend™ ensures detailed images when non-native resolution sources are connected to the projector

AutoSense™ automatically syncs with any computer signal and features one-touch image optimization

64-step image magnification with location control

Discreet source keys for source selection

Remote diagnostics enable the user to monitor and make adjustments to the projector remotely

Built-in HTTP page for control and monitoring over a LAN network. Email notification of error messages or lamp end-of-life can be sent to remote locations.

WARRANTY

Registered owners receive a 3-year parts and labor warranty including the first year of InstaCare. The lamp is covered for one year or 500 hours, whichever comes first. InstaCare provides the original owner one year of either limited 3 business day repair/return or next business day exchange.

IN THE BOX

Remote control, batteries, power cord, RGB signal cable, lens cap, user's manual on CD-ROM, quick start guide, product registration card, wired and wireless network setup guide.

ORDERING MODEL NUMBERS

NP-PA571W
NP-PA521U
NP-PA621X

<p>OPTICAL Display Technology</p> <p>Light Output (lumens)</p> <p>Resolution Native</p> <p>Maximum Contrast Ratio (up to)</p> <p>Lamp Type</p> <p>Lamp Life (up to)</p> <p>Screen Size (diagonal)</p> <p>Throw Ratio</p> <p>NP11FL NP12ZL NP13ZL NP14ZL NP15ZL NP30ZL</p> <p>Projection Distance</p> <p>Projection Angle</p> <p>Lens*</p> <p>Zoom</p> <p>Zoom Ratio</p> <p>Focus</p> <p>F-number, f-number</p> <p>NP11FL NP12ZL NP13ZL NP14ZL NP15ZL NP30ZL</p> <p>Shift</p> <p>Keystone Correction</p>	<p>PA571W: 0.75" LCD with MLA PA521U: 0.76" LCD with MLA PA621X: 0.79" LCD with MLA</p> <p>PA571W: 5700 normal PA521U: 5200 normal PA621X: 6200 normal</p> <p>PA571W: WXGA 1280 x 800 PA521U: WUXGA 1920 x 1200 PA621X: XGA 1024 x 768</p> <p>WUXGA 1920 x 1200 6000:1 with auto iris 350W AC / 264W eco 3000 hours normal / 4000 hours eco 40 to 500 in. / 1.02 to 12.7m</p> <p>0.80:1 1.19 - 1.56:1 1.50 - 3.02:1 2.97 - 4.79:1 4.70 - 7.02:1 0.79 - 1.04:1</p> <p>2.5 to 68.5 ft. / 0.74 to 20.9m 10.3 to 10.8° tele / 13.7 to 14.5° wide</p> <p>Manual NP11FL: NA / NP12ZL: 1 to 1.31 / NP13ZL: 1 to 2.01 / NP14ZL: 1 to 1.61 / NP15ZL: 1 to 1.53 / NP30ZL: 1 to 1.3</p> <p>Manual F= 2.3, f= 13.2mm F= 2.2 to 2.69, f= 19.4 to 25.3mm F= 1.7 to 2.37, f= 24.2 to 48.6mm F= 2.2 to 2.64, f= 48.5 to 77.6mm F= 2.2 to 2.7, f= 76.8 to 116.5mm F= 1.9 to 2.1, f= 13.2 to 17.2mm</p> <p>PA521U/PA621X: Mechanical -0.1 to +0.5 vertical, +/-0.3 horizontal PA571W: Mechanical -0.1 to +0.6 vertical, +/-0.3 horizontal +/- 40° horizontal, +/- 40° vertical</p>
<p>SIGNAL COMPATIBILITY/CONNECTIVITY</p> <p>Scan Rate</p> <p>Horizontal</p> <p>Vertical</p> <p>Supported Video Standards</p> <p>SD/HD Video Signal Compatibility</p> <p>PC Signal Compatibility</p> <p>Macintosh Compatibility</p> <p>Input/Output Terminals</p> <p>RGB1 (analog)</p> <p>RGB2 (analog)</p> <p>RGB3 (digital)</p> <p>RGB4 (digital)</p> <p>RGB5 (digital)</p> <p>Audio</p> <p>Monitor Out</p> <p>Audio Out</p> <p>3D Sync Line</p> <p>Audio</p> <p>External Control</p> <p>Sync Compatibility</p>	<p>15 - 153 kHz 48 - 120 Hz</p> <p>NTSC, NTSC4:43, PAL, PAL-60, PAL-M, PAL-N, SECAM 1080p, 1080i, 720p, 576p, 576i, 480p, 480i</p> <p>VGA, SVGA, XGA, SXGA, SXGA+, UXGA, WUXGA Yes</p> <p>VGA 15-pin D-sub 5-BNC HDMI w/ HDCP HDMI w/ HDCP DisplayPort w/ HDCP Mini stereo HDMI Mini stereo (Variable audio out) 3Pin D 10W mono RS-232, IR, DDC/CI, USB, Mini Stereo Separate Sync / Composite Sync / Sync on G</p>
<p>ELECTRICAL</p> <p>Power Requirements</p> <p>Input Current</p> <p>Power Consumption (ECO off/ECO Mode/Standby/Standby-Power Saving)</p>	<p>100 - 240V AC, 50/60Hz 5.1A 460W / 362W / 7.4W / 0.11W</p>
<p>MECHANICAL</p> <p>Optional Lenses</p> <p>Installation Orientation</p> <p>Dimensions (WxDxH)</p> <p>Net Weight</p> <p>Fan Noise</p> <p>Regulations</p>	<p>NP11FL, NP12ZL, NP13ZL, NP14ZL, NP15ZL, NP30ZL</p> <p>Floor/Front, Floor/Rear, Ceiling/Front, Ceiling/Rear 19.7 x 14.4 x 6.5 in. / 499 x 366 x 164mm</p> <p>18.5 lbs. / 8.4 kg 39 dB normal / 33 dB eco USA: UL 1950 FCC Class B, Canada: CSA950 (C-UL), NOM</p>
<p>ENVIRONMENTAL</p> <p>Operating Temperature</p> <p>Humidity</p> <p>Storage</p>	<p>41° - 104°F / 5° - 40°C 20-80% non-condensing -14° - 122°F / -10° - 50°C</p>
<p>ACCESSORIES</p> <p>SCP200</p> <p>NP3250CM</p> <p>NP11FL</p> <p>NP12ZL</p> <p>NP13ZL</p> <p>NP14ZL</p> <p>NP15ZL</p> <p>NP30ZL</p> <p>NP26LP</p> <p>NP04CV</p> <p>NP02LM1</p> <p>RMTP-PJ37</p> <p>PW RCHD-PJPX</p> <p>RGBCBL-PJPX</p> <p>NECEW2-I</p> <p>ADVEXON1-I</p> <p>ADVEXON2-I</p> <p>NECECO</p>	<p>Suspended ceiling plate Ceiling mount 0.8:1 fixed short throw lens 1.19 - 1.56:1 zoom lens 1.5 - 3.0:1 zoom lens 2.97 - 4.79:1 zoom lens 4.7 - 7.2:1 zoom lens 0.79 - 1.04:1 zoom lens Replacement lamp Terminal cover Wireless LAN module Replacement remote control Power cable RGB cable Extends term of parts and labor warranty to 4 years Extends term of InstaCare service program to 2 years Extends term of InstaCare service program to 3 years Projector recycling program, disposal certificate</p>

* Lens does not ship with the projector.
Additional accessories are available, including screens, carts, mount accessories and replacement cables. Visit www.necdisplay.com for details.



3D Reform, Advanced AccuBlend, AutoSense and ECO Mode are trademarks of NEC Display Solutions. HDMI, the HDMI Logo and High-Definition Multimedia Interface are trademarks or registered trademarks of HDMI Licensing LLC. All other brand or product names are trademarks or registered trademarks of their respective holders. Product specifications subject to change.

©2013 NEC Display Solutions of America, Inc. All rights reserved.
rev 8.15.14