

Community



Description

The W2-312-64H is a high output, three-way loudspeaker system, with a 60° H x 40° V coverage pattern, designed to provide high quality music and voice reproduction in applications requiring the ultimate in extreme weather-resistance.

The HF driver uses a Community 1" exit, non-metallic diaphragm and a Community 2" exit MF driver with an environmentally inert mylar diaphragm. The 12" LF driver utilizes a carbon fiber cone. Ferrofluid fills the voice coil gaps to prevent gap corrosion, to improve thermal power handling, and reduce power compression. Community's precision passive frequency dividing networks minimize band overlap through the use of high order filters which maintain linear phase response characteristics.

Engineered for use in permanent installations, the loudspeaker enclosure and faceplate are constructed of multilayer glass composite for extreme structural strength. A three-layer Weather-Stop™ grille provides weather-resistance to the internal components, while all exposed hardware is stainless steel or powder-coated aluminum extrusion.

The W2-312-64H includes four 1/2-13 mounting points, two on each side of the enclosure, which mate with Community's optional SSY25KIT mounting accessory.

The W2-312-64H is available in a 90° x 40° coverage pattern (model W2-312-94H), and can also be ordered with or without a built-in optional 200-watt autoformer (model W2-312-64HT) with selectable taps at 200, 100, 50 and 25 watts.

The W2-312-64H is backed by a five-year product warranty plus a fifteen-year enclosure warranty.

Applications

- Stadium Fascia
- Public Address
- Outdoor Entertainment Centers
- Theme and Amusement Parks
- Water Parks
- Cruise Ships
- Music Pavilions
- Musical Fountains

Features

All-Weather, Multilayer Glass Composite Enclosure

Stainless Steel Hardware

Integral Mounting Points

Ferrofluid-Cooling

Available in Black or White Finishes

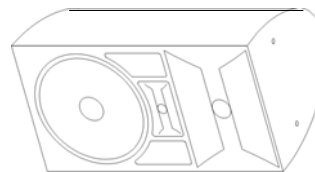
Dual-layer Powder Coated Weather-Resistant Stainless Steel Grille

Optional SSY25KIT Stainless Steel Mounting Yoke Available

Available with built-in 200W Autoformer for 70V / 100V Applications

W2-312-64H

**WET SERIES II FULL-RANGE
3-WAY, 12-INCH**



SYSTEM

Format: Three-way, full-range

Operating Range: 50 Hz - 18 kHz

Frequency Response: 70 Hz - 15 kHz (±2 dB)

Dispersion (-6 dB): 60° H x 40° V

Maximum SPL @1m: 121 dB continuous / 128 dB peak

Crossover Frequency: 600 Hz / 3.5 kHz

Sensitivity in SPL: 98 dB (100 Hz - 13 kHz, 1/3 octave)
99 dB (250 Hz - 4 kHz, speech range)

Max Power Handling: 200W RMS
500W Program

Autoformer Version

70V Taps: 200W, 100W, 50W and 25W

100V Taps: 200W, 100W and 50W

Impedance: Nominal 4Ω / Min. 3.6Ω at 490 Hz

TRANSDUCERS

Low Frequency: 1 x 12" Carbon Fiber (304.8 mm)

Mid-Frequency: 1 x 2" Community M200

High Frequency: 1 x 1"

MECHANICAL

Enclosure: Hand-laminated fiberglass

Finish: Black or white gelcoat

Rigging Provisions: Four 1/2-13 rigging points

Input Connection: 16-2 SJOW (12 ft / 4m)
5-Cond. UV Resistant (T-Version)

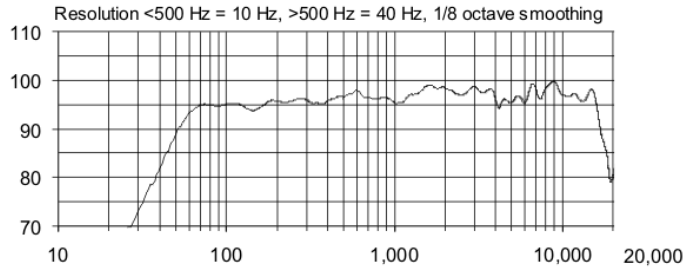
Grille: Three-layer Weather-Stop™

Dimensions: 13.75" (349 mm) x 26" (660 mm) x
14.5" (368 mm)

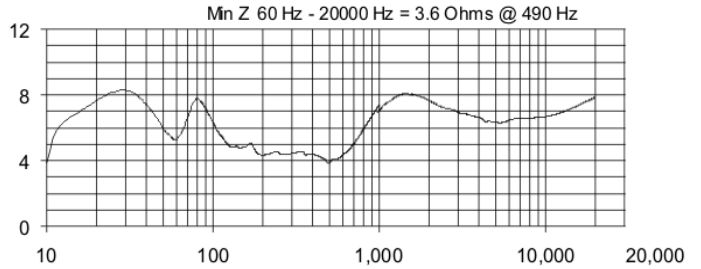
Net Weight: 61.5 lbs (27.9 kg)

Recommended signal processing available at communitypro.com.

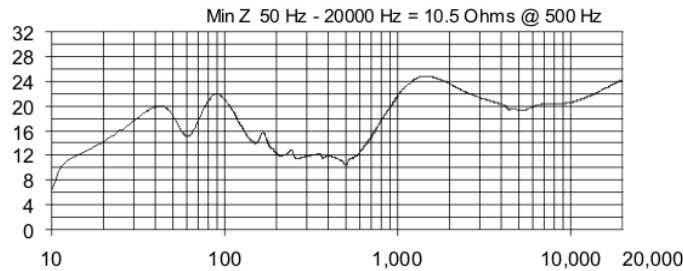
FREQUENCY RESPONSE



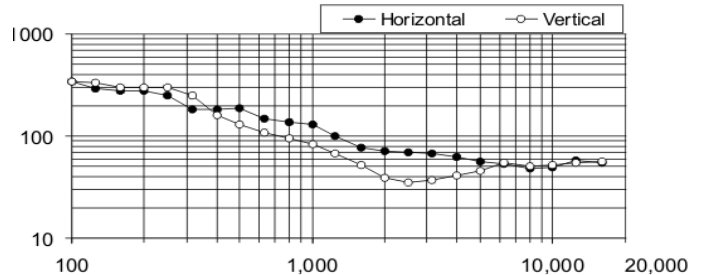
IMPEDANCE



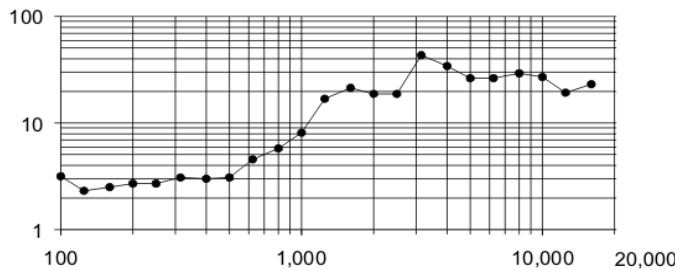
AUTOFORMER 200W IMPEDANCE




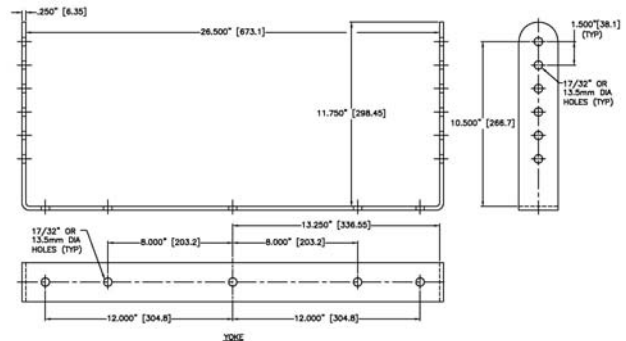
BEAMWIDTH



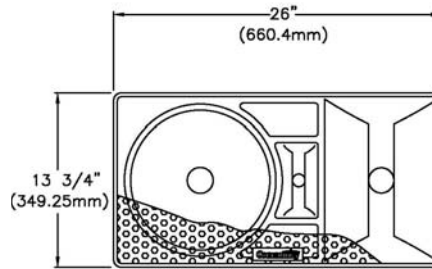
AXIAL Q



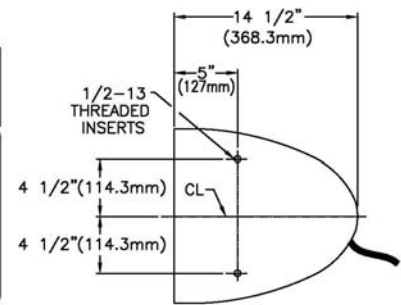
SSY25 (OPTIONAL YOKE)



TOP VIEW



FRONT VIEW



SIDE VIEW

Architects' and Engineers' Specifications

The loudspeaker shall be a three-way, weather-resistant design with one 12-inch carbon fiber cone LF, one M200 mid-frequency driver and a 1-inch high-frequency driver. The drivers shall be mounted on a one-piece fiberglass composite baffle. The passive crossover frequency shall be 600Hz. The crossover shall use high quality 250V film capacitors and low ESR inductors. The one-piece loudspeaker enclosure shall be constructed of hand-laminated fiberglass composite with four integral 1/2-13 threaded mounting points. The system shall meet the following performance criteria: Amplitude response of 50 Hz to 18 kHz, 200 watts RMS power handling, 98 dB SPL sensitivity at 1 meter with 1 watt applied. The nominal system impedance shall be 4 ohms. Nominal horn coverage pattern shall be 60° H x 40° V. Dimensions shall be 13.75 in. (349 mm) high, 26 in. (660 mm) wide, 14.5 in. (368 mm) deep with a weight of 61.5 lbs. (27.9 kg).

Community strives to improve its products on a continual basis. Specifications are therefore subject to change without notice.