

QLIGHT™ SERIES ENGINEERING INFORMATION

The TQ-440 is a three-way bi-amped full range enclosure that offers unprecedented levels of audio clarity and definition.

It incorporates a custom-designed dual-concentric 12"/1" driver in an optimally tuned vented trapezoidal enclosure handling low and high frequencies. The critical mid-range frequencies are handled by a proprietary 6.5" cone transducer on a 60° by 40° horn, loaded with a TurboMid™ device.

The exclusive use of cone transducers in both the low and mid frequency bands guarantees a seamless transition at the crossover frequency, with the result that all of the critical vocal range right up to 8kHz is lower in distortion than compression driver-based designs. In addition the 6.5" driver is a highly efficient device, and is able to handle large amounts of amplifier power. The remaining high frequencies are effortlessly handled by a 1" compression driver, which is subjected to minimal mechanical stress. The mid and high components are physically time aligned

within the enclosure, ensuring perfect time arrival at the listener's ear. When compared to conventional two-way designs the TQ-440 is able to offer higher SPL, significantly lower distortion, and unsurpassed vocal projection capabilities in an equivalently sized physical package.

The TQ-440 is designed for use with the LMS-D6 digital loudspeaker management system, which provides model-specific crossover and limiting functions.

The birch plywood enclosure is supplied with integral rigging points and a standard 35mm pole mount socket, enabling use with many different types of flying hardware in a variety of corporate, theatre and audio visual applications. It is finished in black semi-matt textured paint, and includes a steel mesh / reticulated foam protective grille. Flush side handles are provided for lifting and carrying. Two Speakon NL4MP connectors provide input and loop out connections.

Recommended complementary products:

TQ-425SP sub-bass enclosure

LMS-D6, LMS-D4 loudspeaker management systems

**FEATURES**

Three-way, bi-amp design

Exceptional audio clarity

60° x 40° dispersion

APPLICATIONS

Corporate / Industrial

Theatre

Audio Visual

DIMENSIONS (HxWxD)	588mm x 409mm x 363mm (23.1" x 16.1" x 14.3")
NET WEIGHT	30kgs (66 lbs)
COMPONENTS	1 x dual concentric 12" / 1" driver, 1 x 6.5" MF driver on a TurboMid™ device
FREQUENCY RESPONSE¹	75Hz - 20kHz±4dB (with LMS-D6)
NOMINAL DISPERSION²	60°H x 40°V@-6db points
POWER HANDLING	LF: 300 watts r.m.s., 600 watts program, 750 watts peak MF/HF: 150 watts r.m.s., 300 watts program, 375 watts peak Recommended amplifier power: LF: 600 watts @ 8 ohms; MF/HF: 300 watts @ 12 ohms
SENSITIVITY³	LF: 103dB, 1 watt @ 1 metre; MF/HF: 104dB, 1 watt @ 1 metre
MAXIMUM SPL	131dB continuous ⁴ , 137dB peak ⁵
CROSSOVER	Active LF/MF: 1k3Hz, 24dB octave slope, Linkwitz-Riley Internal passive crossover at 8kHz, third order high pass
NOMINAL IMPEDANCE	LF: 8 ohms, MF/HF: 12 ohms
CONSTRUCTION	18mm (3/4") birch plywood throughout; rebated, screwed and glued. Finished in black semi-matt textured paint. Two recessed carrying handles. Integral 35mm pole mount
GRILLE	Reticulated foam on expanded steel mesh
CONNECTORS	(2) Neutrik Speakon NL4MP
OPTIONS	TurboBlue™ semi-matt textured paint
SPARES AND ACCESSORIES	LS-1214 12" (305mm) LF loudspeaker RC-1214 Recone kit for LS-1214 LS-6505 6.5" (165mm) MF loudspeaker RC-6505 Recone kit for LS-6505 CD-103 1" HF compression driver RD-103 Replacement diaphragm for CD-103 PX-440BI Internal passive crossover network MG-440 Replacement foam / metal grille

Notes

¹Measured on axis

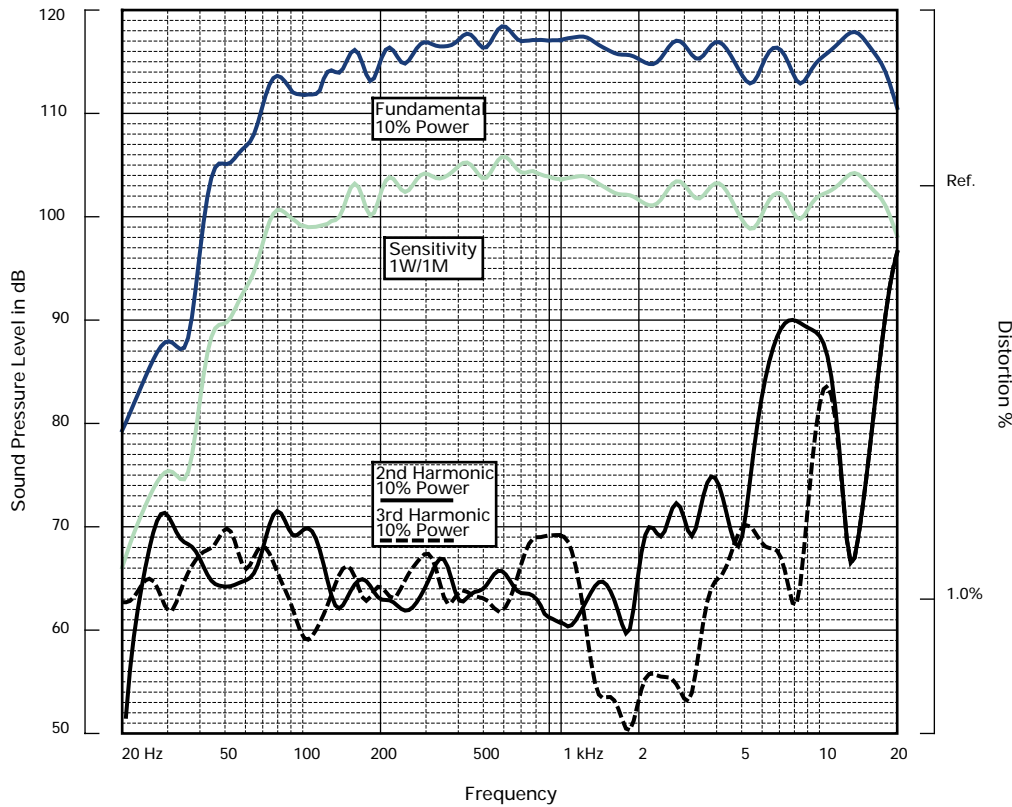
²Average over stated bandwidth

³Average over stated bandwidth

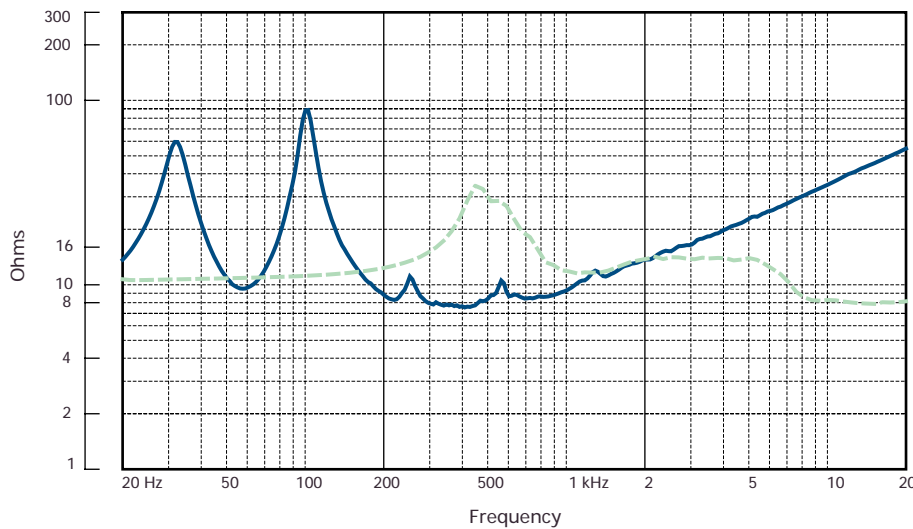
⁴Unweighted diode-clipped pink noise. Measured in a half space environment.

⁵Verified by subjective listening tests of familiar program material, before the onset of perceived signal degradation.

FREQUENCY RESPONSE



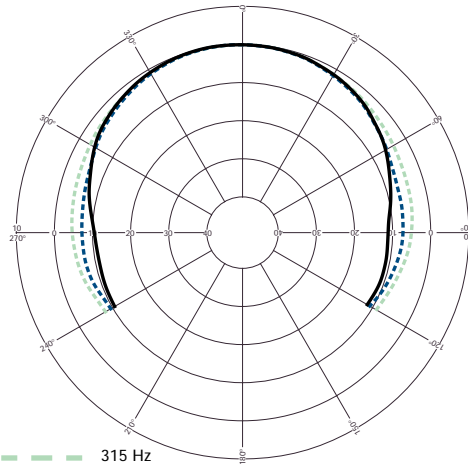
IMPEDANCE



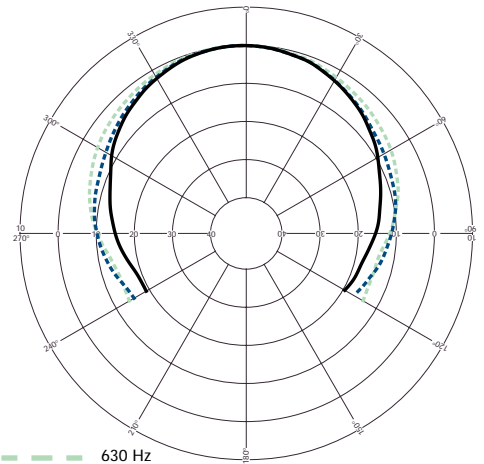
Impedance A constant current circuit was used to measure the impedance. **Frequency response** The frequency response shown was obtained by feeding a swept sine wave through the system in a half space environment. The position of the microphone was vertically on-axis at a distance of 2 metres, then scaled to represent 1 metre. **2nd & 3rd Harmonic Distortion** Distortion measurements were obtained using an Audio Precision harmonic distortion analysis system and comply with AES recommendations for enclosure measurement (AES paper ANSI S4-26-1984). **Data Conversion** All graphs were digitally generated using the APEX custom software system, designed to translate data derived from Audio Precision 'System One' test equipment into AutoCAD™. This program enables graphical information to be plotted to a high degree of accuracy.

NOTES ON MEASUREMENT CONDITIONS

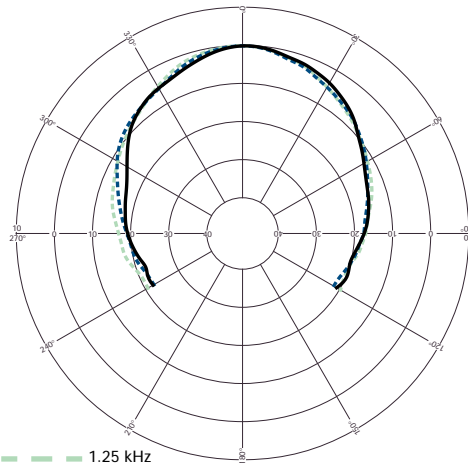
HORIZONTAL THIRD
OCTAVE POLARS



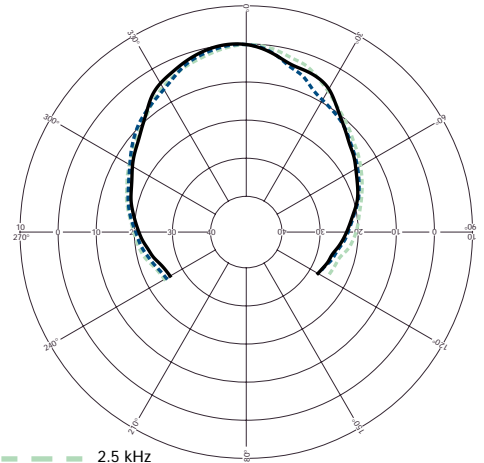
--- 315 Hz
--- 400 Hz
— 500 Hz



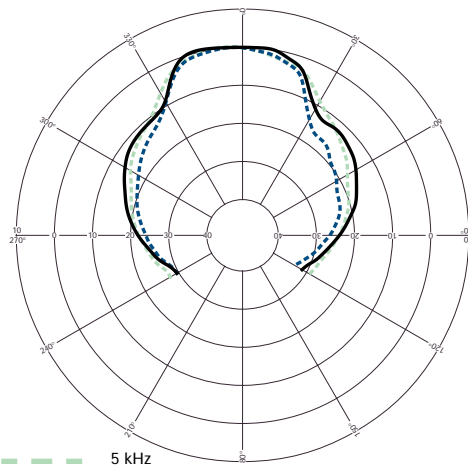
--- 630 Hz
--- 800 Hz
— 1 kHz



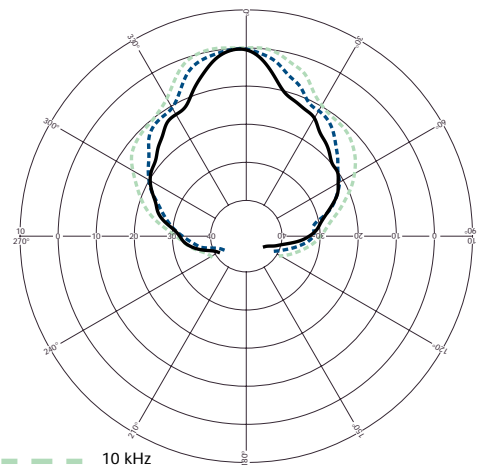
--- 1.25 kHz
--- 1.6 kHz
— 2 kHz



--- 2.5 kHz
--- 3.15 kHz
— 4 kHz

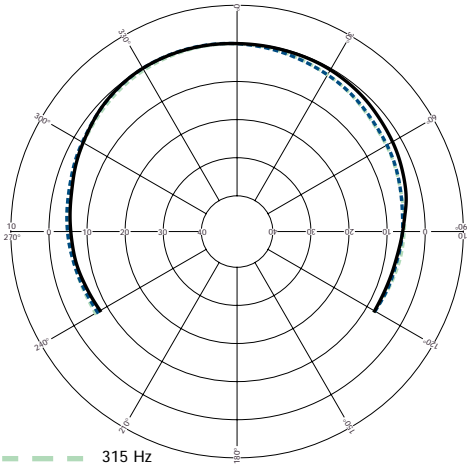


--- 5 kHz
--- 6.3 kHz
— 8 kHz

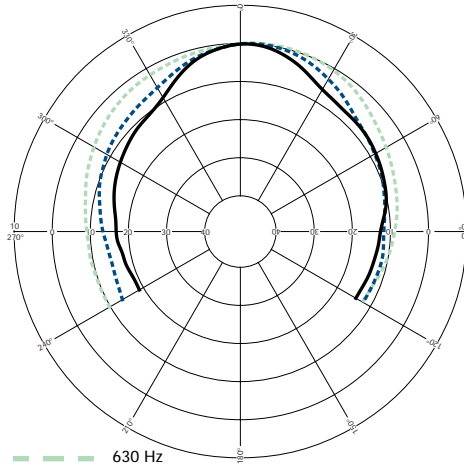


--- 10 kHz
--- 12.5 kHz
— 16 kHz

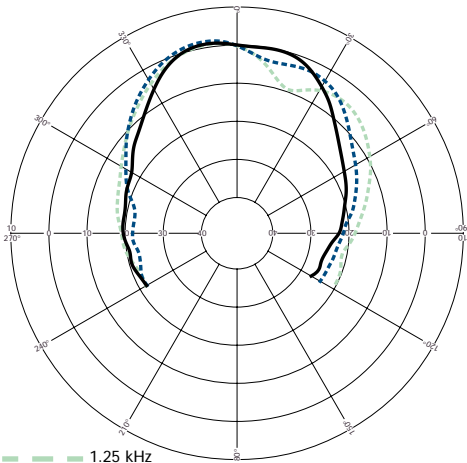
VERTICAL THIRD
OCTAVE POLARS



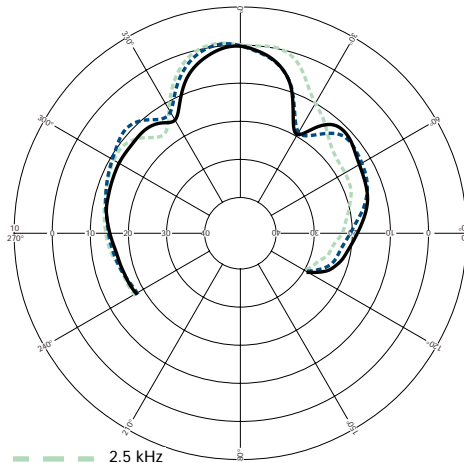
--- 315 Hz
--- 400 Hz
— 500 Hz



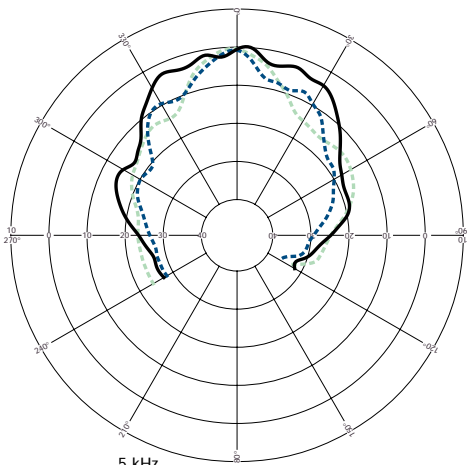
--- 630 Hz
--- 800 Hz
— 1 kHz



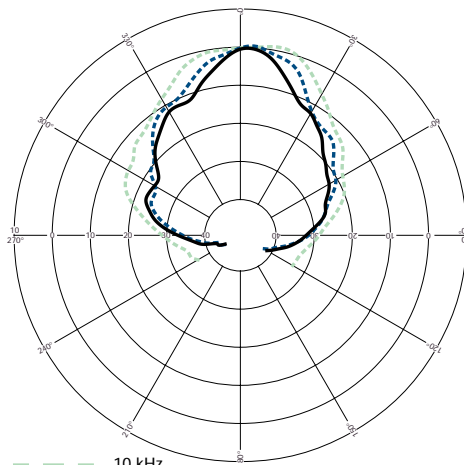
--- 1.25 kHz
--- 1.6 kHz
— 2 kHz



--- 2.5 kHz
--- 3.15 kHz
— 4 kHz

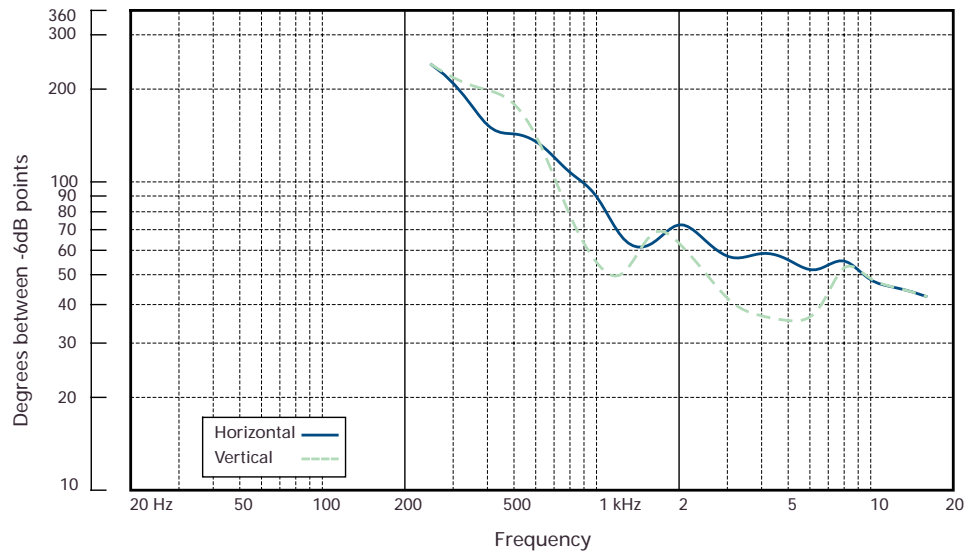


--- 5 kHz
--- 6.3 kHz
— 8 kHz

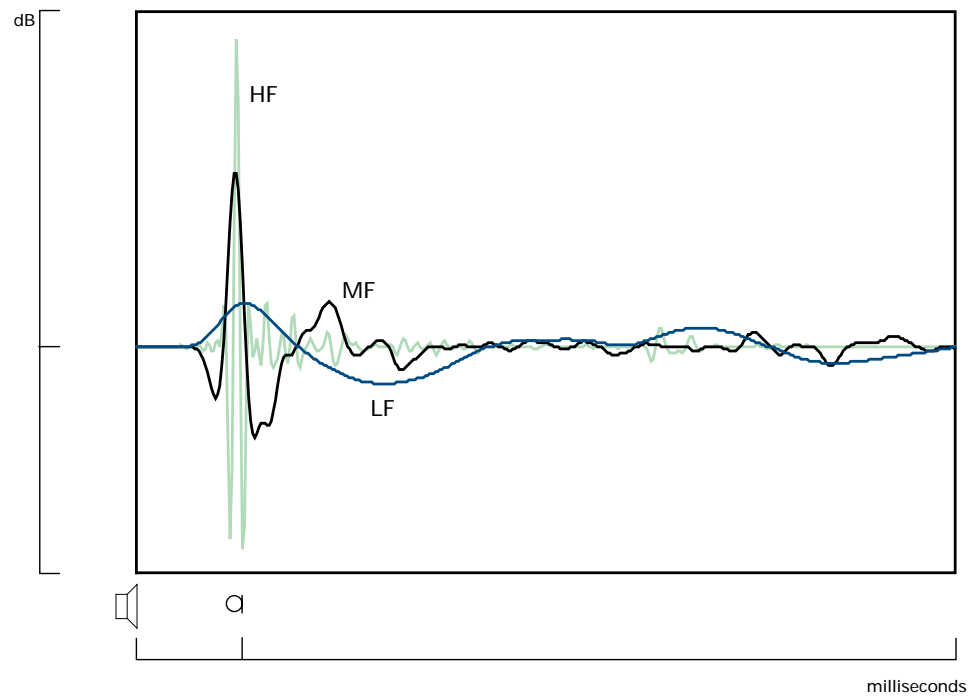


--- 10 kHz
--- 12.5 kHz
— 16 kHz

BEAMWIDTH

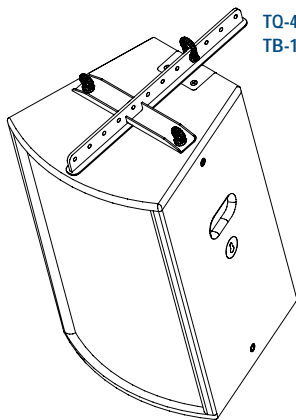


IMPULSE RESPONSE

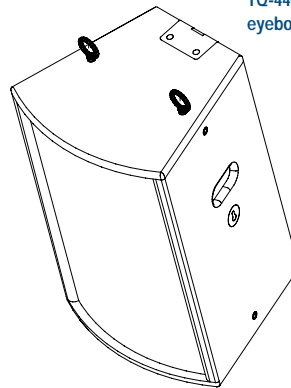


The diagrams below illustrate several different methods of rigging TQ-440 enclosures. In most cases the lower keeping bracket is used to set the desired downward inclination of the cabinet. When using the T-bar, the enclosure may be rigged either using two points or only a single pick up point. The downward angle will be determined by which attachment hole is chosen on the crossbow. An array of TQ-440 enclosures is easily assembled using the modular FB-58 flybar assembly and fixed length steels as shown.

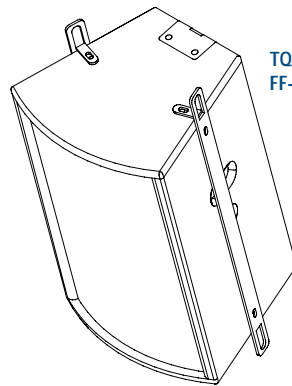
INSTALLATION
HARDWARE



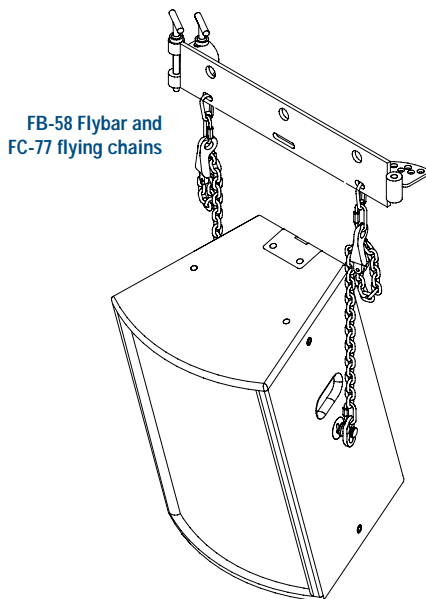
TQ-440 flown with
TB-12 T-bar



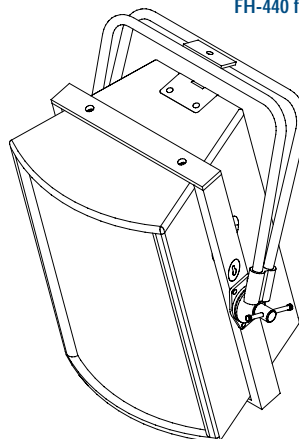
TQ-440 flown with M10
eyebolts (not supplied)



TQ-440 flown with
FF-440 flying strips



FB-58 Flybar and
FC-77 flying chains



TQ-440 flown with
FH-440 flying harness

ARCHITECTURAL
& ENGINEER'S
SPECIFICATIONS

The loudspeaker shall be of the bi-amped, three way type, consisting of one reflex loaded 12" (305mm) low frequency loudspeaker, one 6.5" (165mm) mid frequency loudspeaker loaded with a TurboMid™ device, and a 1" (25mm) high frequency compression driver mounted co-axially to the low frequency loudspeaker. The loudspeaker shall be designed for use with a dedicated digital loudspeaker management system providing crossover, output limiting, and time alignment functions. Performance specifications of a typical production unit when used with the LMS-D6 loudspeaker management system shall be: frequency response, measured with swept sine wave input, shall be flat within $\pm 4\text{dB}$ from 75Hz to 20kHz (with LMS-D6). Nominal dispersion, at -6dB points, shall average 60°H x 40°V. Nominal impedance shall be LF: 8 ohms; MF/HF: 12 ohms. Power handling shall be LF: 300 watts r.m.s., 600 watts program, 750 watts peak; MF/HF: 150 watts r.m.s., 300 watts program, 375 watts peak. Sensitivity, measured with 1 watt input at 1 metre distance on axis, mean averaged over stated bandwidth, shall be LF: 103dB, MF/HF: 104dB. Maximum SPL (peak) measured with music program at stated amplifier power shall be 137dB. Dimensions: 588mm x 409mm x 363mm (23.1" x 16.1" x 14.3"). Weight: 30kgs (66lbs). The loudspeaker shall be the Turbosound TQ-440. No other loudspeaker shall be acceptable unless submitted data from an independent test laboratory verify that the above combined performance/size specifications are equalled or exceeded. A range of flying and lifting hardware shall be available.

DIMENSIONS

