

CX212B MULTI-PATTERN STUDIO CONDENSER

OVERVIEW:

The CX212B is a multi-pattern, dual diaphragm condenser microphone with a contemporary design and excellent performance characteristics. It is an exceptional tool for professional audio production, project studios and live stage performances.

Delivering a smooth, uniform frequency response from 20 Hz - 20 kHz, the CX212B offers a choice of three polar patterns: cardioid, omnidirectional and figure 8. Additionally, the CX212B is equipped with a bass roll-off filter to help eliminate rumble in the lower frequencies.

The CX212B, for use in SPL up to 133 dB, is ideal for a wide variety of acoustic instruments, vocals, string sections, ensembles and ambient room miking. The CX212B, which is designed with discreet low noise preamp circuitry, operates on 48 volts phantom power. For optimum results use the CX212B with a high quality preamplifier and microphone cable.

SUPPLIED ACCESSORIES:

Isolation shockmount (SMT-CX112)
Aluminum carrying case (CASECX)
Adjustable one piece metal clip (MC112)

OPTIONAL ACCESSORIES:

WSCX - External foam windscreen
APS2 - Two-channel phantom power supply
PD133 - Pop Diffuser
TRIPOD - Tripod mic stand




FEATURES:

Multi-pattern: cardioid, omni, figure-8
Resistant to touch noise and vibration
35 mm (1.37") Capsule
27.5 mm (1.08") Gold vapor dual diaphragm
Low noise electronics
Rich, warm tones – ideal for digital recording
Heavy duty isolation shockmount included
Road case for mic and shockmount
3 year warranty

APPLICATIONS:

Studio vocals, lead and backing
Voice over
Choir
Ambient room mic
Drum overheads
Orchestra
Bells, chimes, marimba, vibes
Acoustic instruments
piano, sax, strings, guitar, flute
Electric guitar cabinets



CX212B with SMT-CX112



MC112



PD133 with CX212B



APS-2

SPECIFICATIONS:

Transducer Type	Condenser
Capsule Technology	27.5 mm(1.08 in)Gold Vapor Diaphragm
Frequency Range	20 Hz - 20 kHz
Polar Pattern	Selectable Pattern
Output Impedance	120 Ohms
Sensitivity	10 mV / Pa @ 1k
Equivalent Noise Floor	19 dB (A weighted)
Signal to Noise Ratio	75 dB
Power Requirements	48 volts phantom
Maximum SPL	≥133 dB
Dynamic Range	114 dB
Cable/Connector	3 pin gold plated male XLR connector
Polarity	Positive pressure on diaphragm produces positive voltage on pin 2 relative to pin 3 of output XLR connector
Housing	Aluminum & Zinc Alloy
Finish	Black satin
Weight	365 g / 12.9 ounces
Length	165 mm / 6.5 inches

ARCHITECT'S AND ENGINEER'S SPECIFICATIONS:

The microphone shall be of the condenser type with cardioid, omni-directional, and figure 8 polar patterns. The microphone shall operate on 48-52 volts phantom power and the nominal output impedance shall be equal to 120 ohms at 1 kHz. The microphone shall have a sensitivity of 10 mV / Pa in all 3 pattern modes. The microphone shall have a maximum SPL level of ≥133 dB with a THD of 0.5%. The microphone shall have a fine steel mesh grill and a brass body 50 mm in diameter and 165 mm in length. The microphone shall be the Audix CX212B.

OPERATION:

The CX212B is a low impedance microphone and should be plugged into a "mic level" input on your console, mixer, or recording device. The CX212B requires phantom power and will NOT operate without phantom power voltage (48 Volts recommended) which is available on most professional mic preamps and mixing devices. If phantom power is not available on your equipment, you will have to procure a phantom power supply (such as the Audix APS2).

Avoid plugging or unplugging the microphone from the PA system unless the channel is muted or the volume of the system turned down. Failure to do so may result in a loud "popping" noise which could seriously damage the speakers in the PA system.

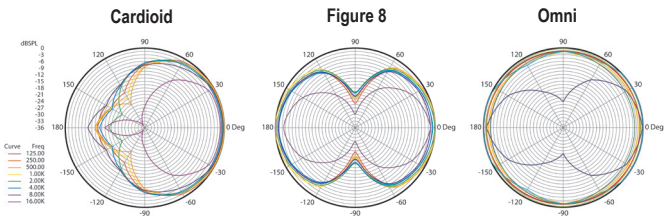
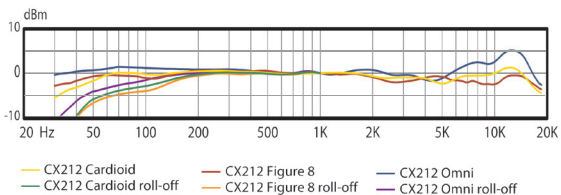
USER TIPS:

The correct side: Note that the front of the microphone capsule is on the same side as the printing for the cardioid and omni modes. In these modes, the front of the microphone should be facing the sound source. In figure 8 mode both the front and back side of the microphone are active and produce the same patterns, so both sides of the microphone may be used to pick up multiple sound sources.

Multi-patterns: The switch on the right hand side of the microphone allows you to change the polar patterns of the microphone as follows:

- - The switch in the furthest left position is the "omni" pattern. This pattern means that the mic allows sound to be picked up from all directions.
- ◐ - The switch in the middle position is "cardioid". This pattern means the microphone will pickup from the front of the microphone in a heart shaped pattern, rejecting sound from the rear side of the microphone.
- ⊗ - The switch in the furthest right position is "figure 8". This pattern means that the microphone will pickup from both the front and rear of the microphone in a figure 8 pattern.

FREQUENCY / POLARS:

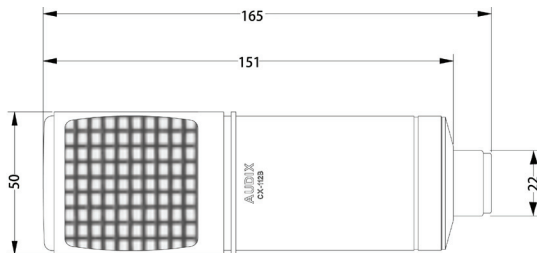


BASS ROLL-OFF:

This feature allows you to change the frequency response of the CX212B and gently diminish the bass response from 300 Hz and below (-3dB at 120 Hz with a 12 dB per octave slope). The bass roll-off (also referred to as "attenuation") is the switch on the left-hand side above the Audix logo. When the switch is all the way to the left (the "Flat" position), the bass roll-off is NOT engaged. In some cases, you will want to roll-off or filter out the bass frequencies from your recording or performance. These frequencies can be controlled by external EQ, however, the advantage of having them on the microphone is it is much cleaner to control these frequencies at the mic level. In the case of live recording, the bass roll-off will help to eliminate unwanted boominess or rumble coming from other instruments on the stage (for example, the bass and bass drum). In the case of a recording environment, it will depend on the instrument or voice being recorded. The roll-off can help to eliminate plosives or popping from a vocal or it may be utilized to clean up the excessive bass frequencies from certain instruments. In any case, it is recommended to try "with" and "without" roll-off before making any final decisions.

*Further miking techniques may be found on our website at www.audixusa.com

DIMENSIONS (mm):



***All specifications subject to change without notice.

SERVICE AND WARRANTY:

This microphone is under warranty for a period of 3 years from any and all manufacturing defects. Should your microphone fail in any way, please contact the Audix Service department at 503-682-6933. A Return Authorization number is required before returning any products.

CARE AND MAINTENANCE:

The CX212B is manufactured to exacting specs with roadworthy construction. However, the capsule is highly sensitive and should be handled with care. Avoid extreme temperatures and be sure to store your microphone in the pouch provided when not in use. Moisture of any kind can adversely affect the sound and performance of your microphone.



www.audixusa.com
503-682-6933 Fax: 503-682-7114
Audix Corporation 9400 SW Barber St. Wilsonville, OR 97070



ver. 1.3 - 10/12

AUDIX WARRANTY REGISTRATION FORM

Name: _____ Model: _____
 Company: _____ Serial Number: _____
 Address: _____ Store: _____
 City: _____ Store Location: _____
 Prov./State: _____ Zip: _____ Purchase Date: _____
 Phone: () _____ Signature: _____
 Email: _____ Date: _____

Please Check all that apply:

Male Female

Age: 18 or Under 19-25 26-35 36-45 46-55 55 +

Occupation: Musician Producer Sound Eng. Radio/TV Production Other _____

Primary Instruments: Vocal Guitar / Bass Drums Keyboard Brass Woodwinds Strings Other _____

Product to be used for: Pro live sound Pro recording Home recording Rehearsal Installation School House of Worship Other _____

How did you hear about Audix? Magazine Ad On-line Store Salesman Online Ad Friend Other _____

Do you own other Audix Products? Yes No
 Model(s) _____

Have you visited the Audix website? Yes No

Please register your product online at www.audixusa.com or mail this form to:
 Audix Microphones P.O. Box 4010 Wilsonville, OR 97070