

CWT128

Extremely Wide-Angle Coverage Dual 8" 2-Way Loudspeaker System

Key Features:

- ▶ Seamless horizontal coverage across a full 160°
- ▶ Compact size and small footprint make it ideal for architecturally sensitive environments
- ▶ Dual 205 mm (8 in) LF transducers
- ▶ Extremely wide-coverage 160° x 60° waveguide
- ▶ Dual 25 mm (1") exit, 38 mm (1.5") diaphragm compression driver

Applications:

- ▶ Transportation Facilities
- ▶ Cinema
- ▶ Sports Facilities
- ▶ Theme Parks

The JBL Crossfired Waveguide Technology CWT128 is a compact full-range 2-way system designed to provide extremely wide-angle coverage with maximum bandwidth and SPL in a single system package. The unique wide coverage pattern horn is designed to provide seamless coverage to 160-degrees horizontally. CWT128's small footprint makes the system ideal for nearly all architecturally sensitive environments, taking up about a third of the footprint of two speakers splayed side by side.

The CWT128 is fitted with dual 8" JBL SFG™ (Symmetrical Field Geometry) LF drivers each with a copper clad aluminum edge-wound 64 mm (2.5") voice coil and a copper clad pole piece that improves performance by reducing voice coil inductance and distortion. Additionally, the CWT128 is fitted with dual 2408H-1 25 mm (1") exit, 38 mm (1.5") diaphragm compression drivers.

The rugged multiply hardwood enclosure is designed with multiple mounting options and finished in JBL's textured DuraFlex™ finish with a heavy duty powder coated steel grille.

Internal passive network and 110W 70/100V transformer with barrier strip terminal input for permanent installation.



Specifications:

System:	
Frequency Range (-10 dB):	71 Hz - 20 kHz
Frequency Response (+/-3 dB):	96 Hz - 19 kHz
Horizontal Coverage:	160°
Vertical Coverage:	60°
System Sensitivity ¹ :	94 dB SPL/1W/1m
Rated Maximum SPL (1m) ² :	129 dB
System Nominal Impedance:	8 Ohms
Long-Term System Power Rating ³ :	450W (1800 Peak)
System Power Rating ⁴ :	850W/1700W/3400W
Crossover: 1.5 kHz	
70/100V Transformer Taps:	70V: 110W, 55W, *28W 100V: 110W & 55W
Transducers:	
Low Frequency Driver:	2 x JBL 228J, 205 mm (8 in) SFG™ driver with 64 mm (2.5 in) edge wound voice coil
High Frequency Driver:	2 x 2408H-1 25 mm (1 in) exit compression driver, 38 mm (1.5 in) voice coil
High-Frequency Waveguide:	Crossfired Waveguide based on Patented Technology
Physical:	
Enclosure:	12 mm and 15 mm exterior grade multi-ply hardwood plywood
Suspension Attachment:	4 x M10 (1 x M10 points, one top, one bottom, plus 1 x M10 point on each side panel.) 4 x M8 rear for OmniMount® 60.0
Finish:	Black DuraFlex™ finish. White (-WH) available upon request.
Optional Weather Resistant Versions ⁵ :	WRC & WRX available upon request
Grille:	Powder coated 16 gauge perforated steel, acoustically transparent foam backing (grille cloth backing on white units)
Input Connectors:	CE-compliant covered barrier strip terminals. Barrier terminals accept up to 5.2 sq mm (10 AWG) wire or max width 9 mm (.375 in) spade lugs. ⁶
Environmental Specifications:	Mil-Std 810; IPx3 per IEC529. For higher environmental ratings, use WRC or WRX.
Dimensions (H x W x D):	811.28 x 259.59 x 300.74 mm (31.94 x 10.22 x 11.84 in)
Weight:	18.6 kg (40.9 lb)

¹On axis SPL measured in far field and referenced to 1 meter by inverse square law. Average from 300 Hz to 16 kHz.

²Calculated based on system sensitivity and continuous power handling.

³IEC shaped pink noise, 6 dB crest factor, 100 hour duration.

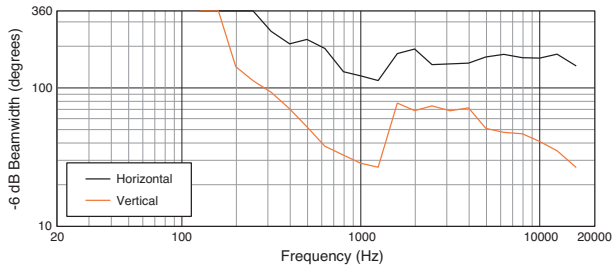
⁴AES standard 2 hour duration, with IEC system noise spectrum.

⁵WRC for outdoor placement where the loudspeaker will be sheltered from direct exposure to the elements. WRX for direct exposure or extreme environments, such as tropical or beach, or in areas with salt air, extreme high humidity or rapid changes in temperatures. See WRC/WRX configuration sheet for details.

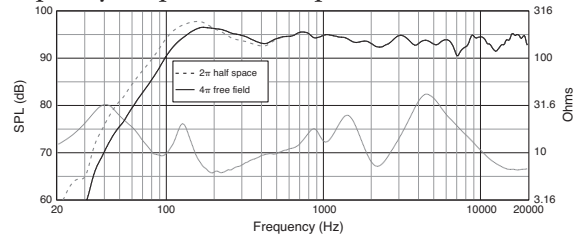
JBL continually engages in research related to product improvement. Changes introduced into existing products without notice are a routine expression of that philosophy.

▶ CWT128 Dual 8" 2-Way Loudspeaker System

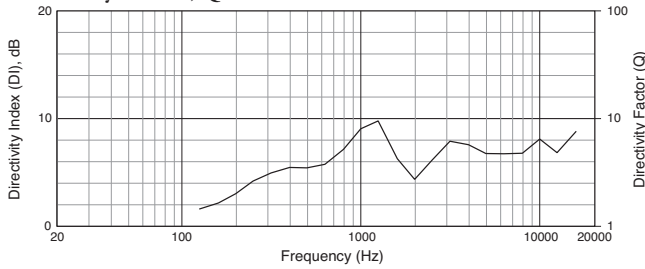
Beamwidth



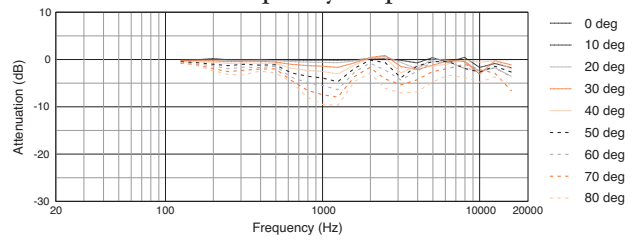
Frequency Response and Impedance



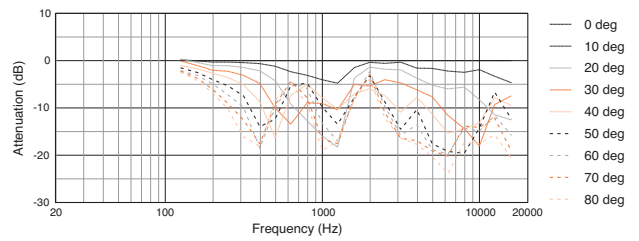
Directivity Index, Q



Horizontal Off-Axis Frequency Response



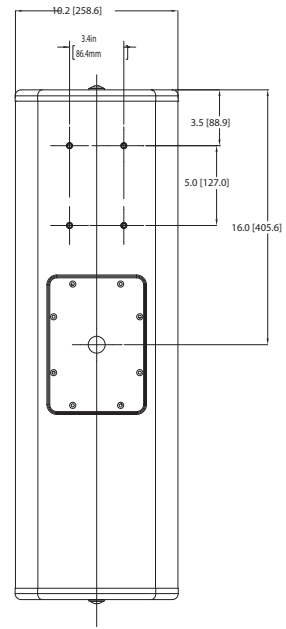
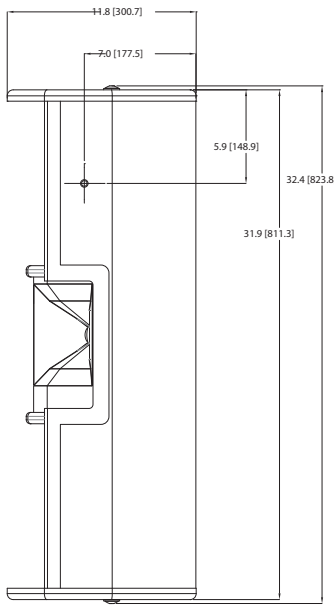
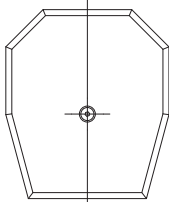
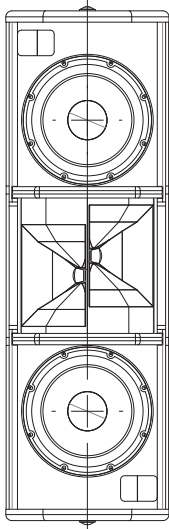
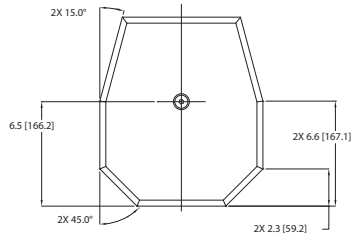
Vertical Off-Axis Frequency Response



Dimensions

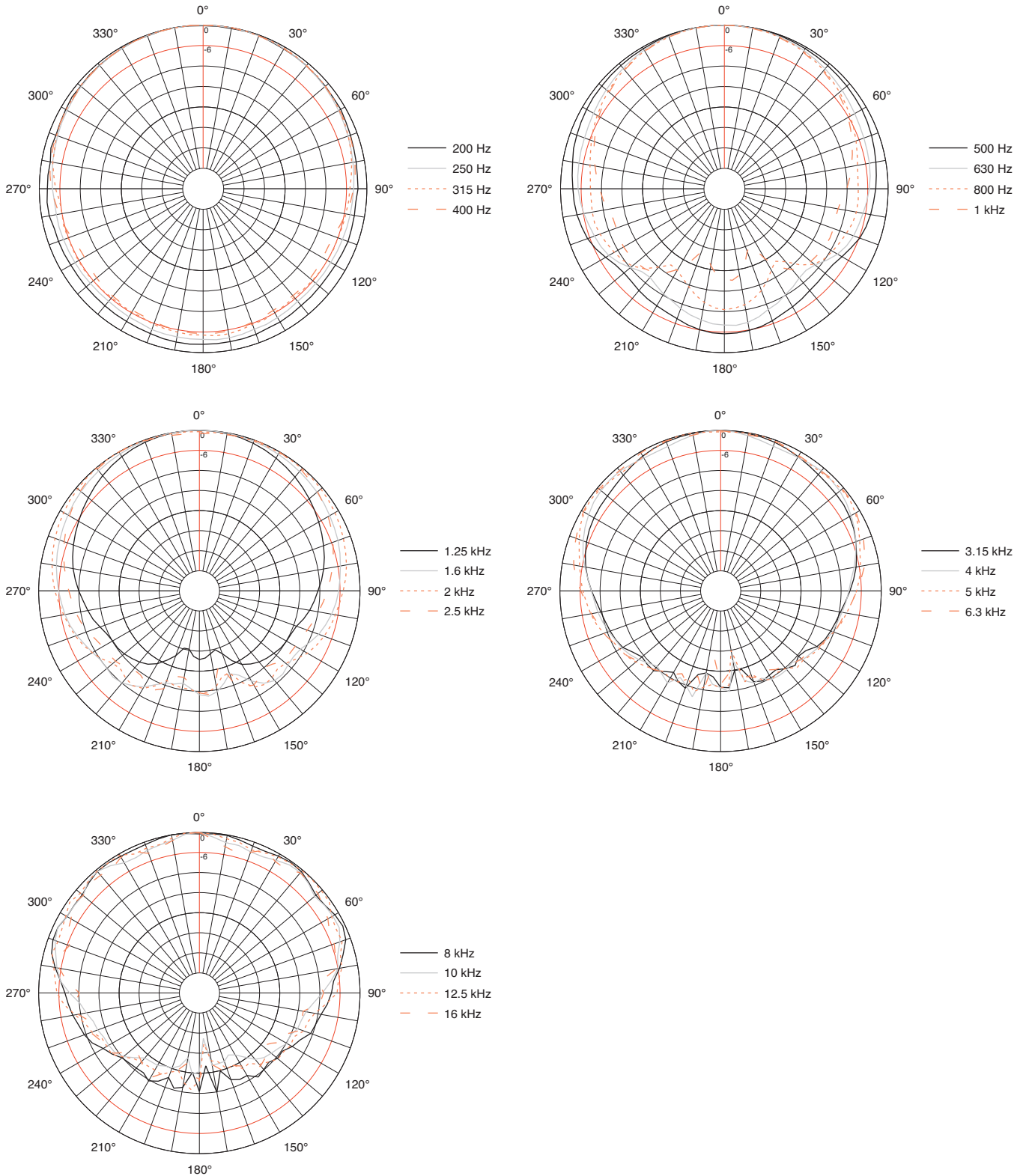
Dimensions: in (mm)

For more detailed dimensional information, visit www.jblpro.com



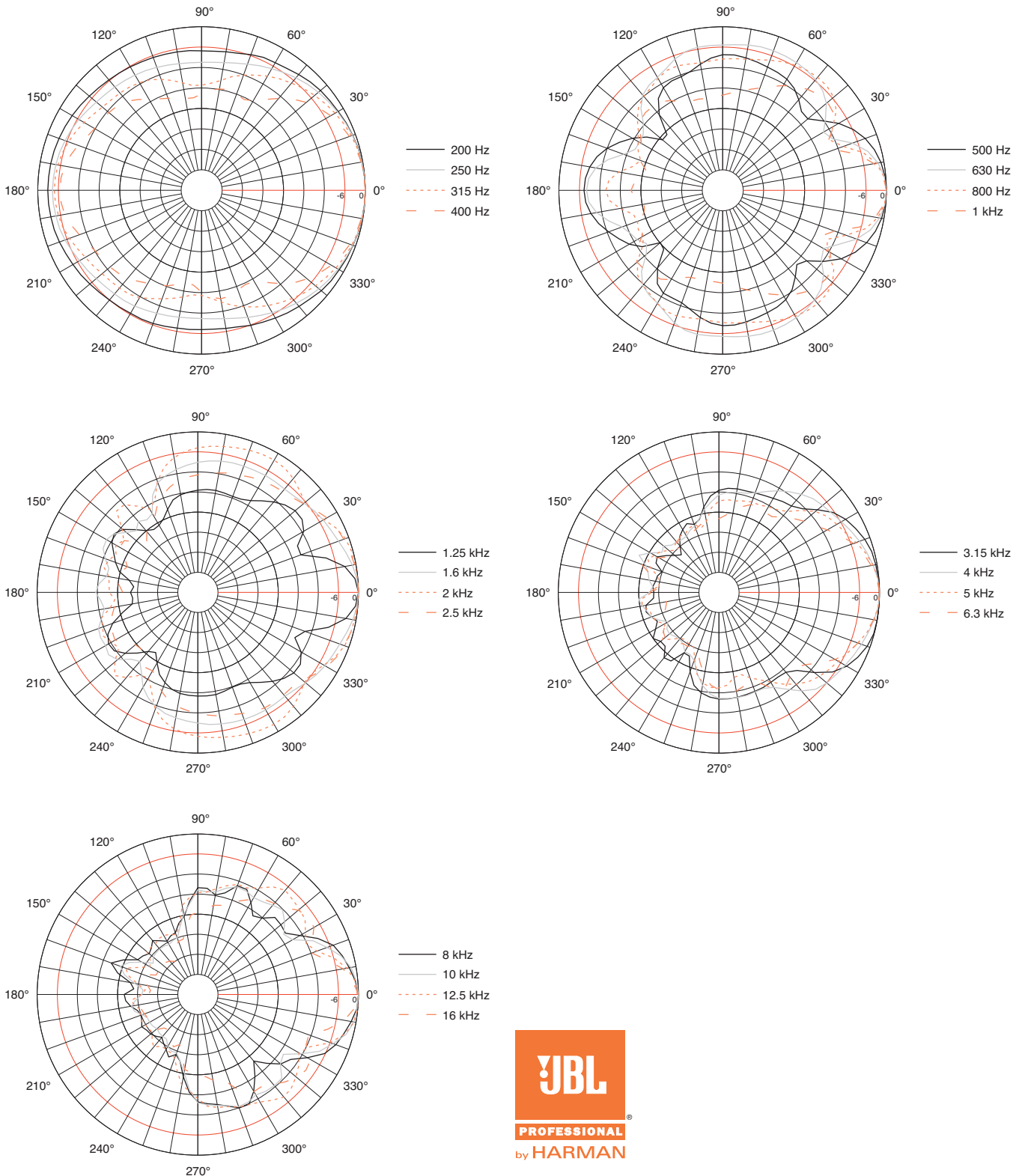
▶ CWT128 Dual 8" 2-Way Loudspeaker System

Horizontal 1/3 Octave Polars



▶ CWT128 Dual 8" 2-Way Loudspeaker System

Vertical 1/3 Octave Polars



JBL Professional
 8500 Balboa Boulevard, P.O. Box 2200
 Northridge, California 91329 U.S.A.

© Copyright 2013 JBL Professional
www.jblpro.com

SSCWT128
 CRP
 03/13