

D7w-DK

7-inch HD-SDI LCD Monitor Deluxe Kit QUICKSTART GUIDE



What's included

- 1 x D7w Monitor
- 1 x AC Adapter
- 1 x SM201 Shoe Mount
- 1 x DV Battery Adapter (Check one)
 - Battery
 - Charger

- BP5-S
- BP5-C
- BP5-P

Sony "L" Series
Canon "900" Series
Panasonic "D54" Series

| |
|------------|
| |
| Checked by |

CONDITIONS OF WARRANTY SERVICE

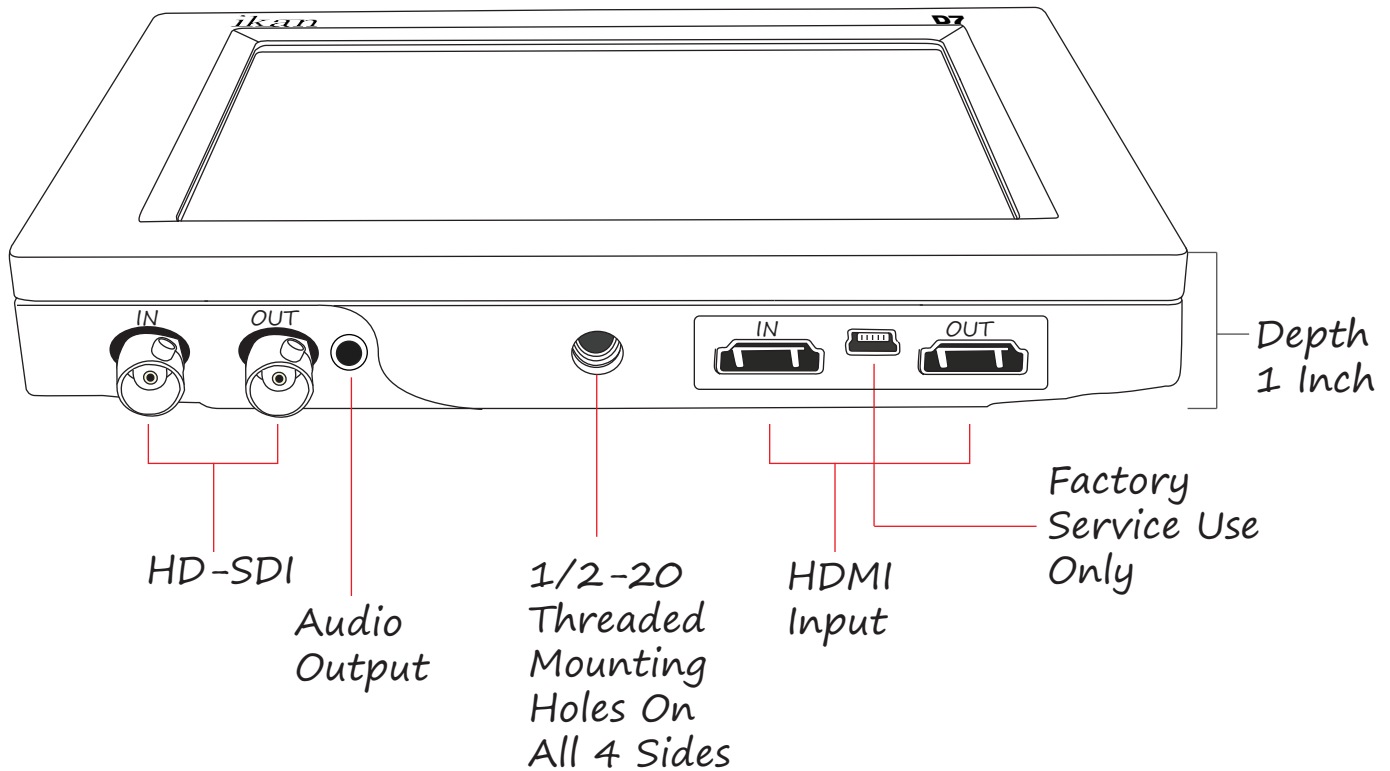
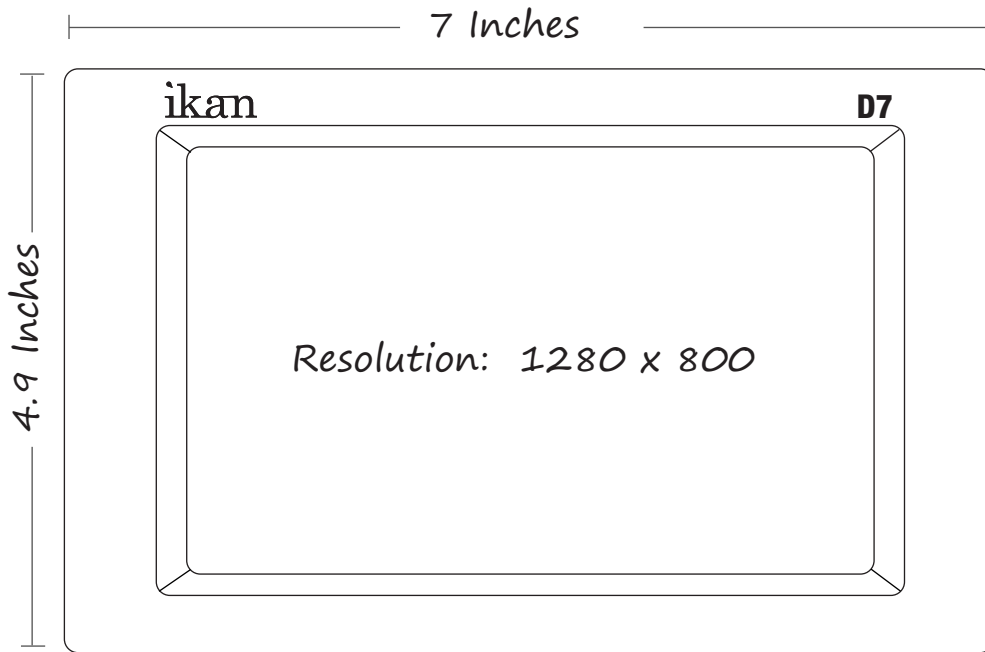
- Free service for one year from the day of purchase if the problem is caused by manufacturing errors.
- The components and maintenance service fee will be charged if the warranty period has expired.

Free Service will not be Provided in the Following Situations: (* Even if the product is still within the warranty period.)

- Damage caused by abuse or misuse, dismantling, or changes to the product not made by the company.
- Damage caused by natural disaster, abnormal voltage, and environmental factors etc.

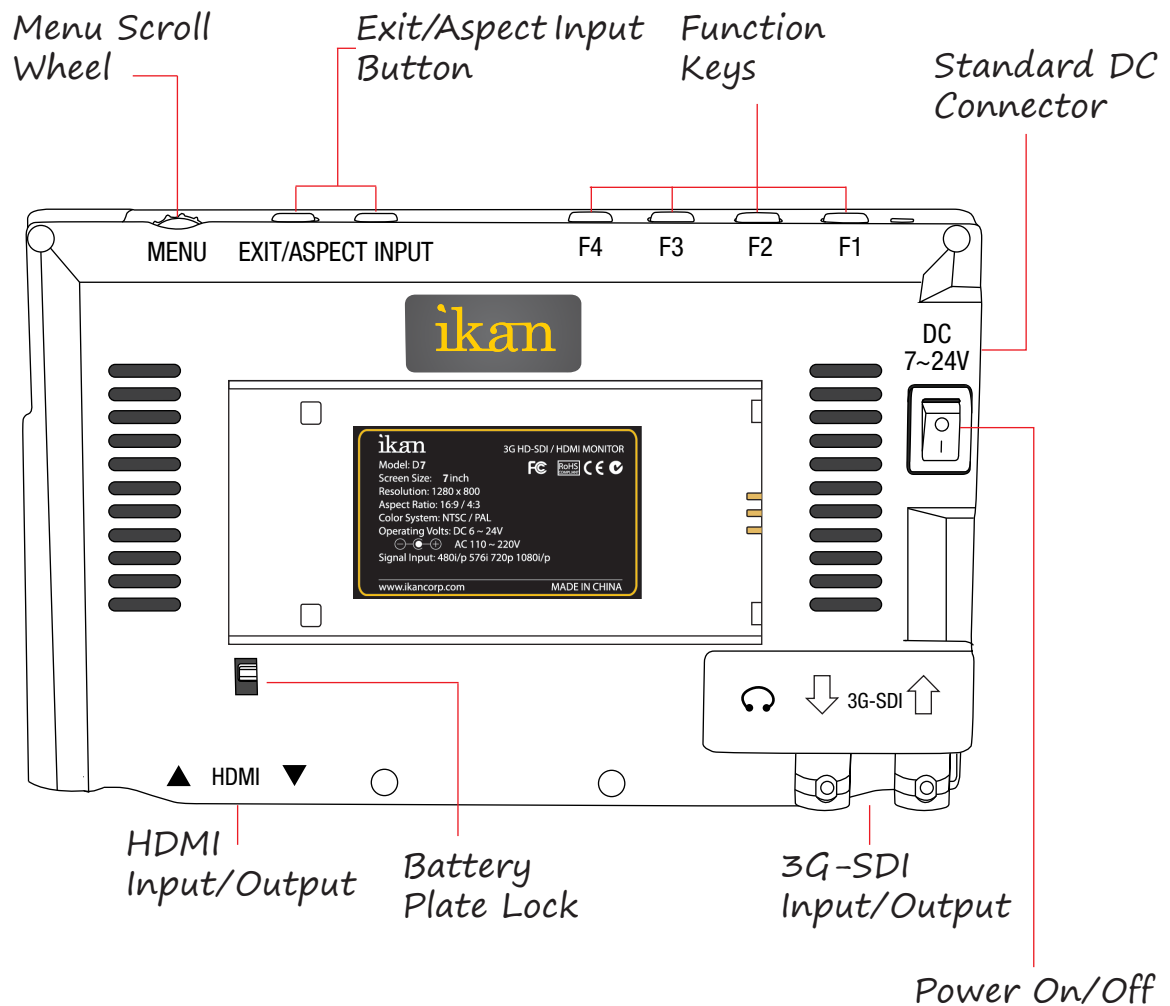
D7w-DK

7-inch HD-SDI LCD Monitor Deluxe Kit QUICKSTART GUIDE



D7W-DK

7-inch HD-SDI LCD Monitor Deluxe Kit QUICKSTART GUIDE



SPECIFICATIONS

| | |
|------------------|-------------------|
| Diagonal: | 7-inch |
| Resolution: | 1280 x 800 |
| LCD Brightness: | 400 NIT |
| Contrast Ratio: | 800:1 |
| Viewing angles: | 178 (H) 178 (V) |
| Operating Volts: | DC 6v to 24v |
| Dimension: | 4.9"H x 7"W x 1"D |
| Weight: | 0.6 lbs |
| Video Inputs: | HD-SDI, HDMI |
| Video Outputs: | HD-SDI |
| Audio Output: | Headphone |

SUPPORTED RESOLUTIONS & FRAME RATES

| | |
|---------|---|
| 3G SDI: | 1920x1080p @ 50, 59.94, 60 Hz |
| HD SDI: | 1280x720p @ 50, 59.94, 60 Hz |
| | 1920x1080i @ 50, 59.94, 60 Hz |
| | 1920x1080psf @ 23.98, 24, 25, 29.97, 30 Hz |
| | 1920x1080p @ 23.97, 24, 25, 29.94, 30 Hz |
| SD SDI: | 720x480i @ 60Hz |
| | 720x576i @ 50Hz |
| HDMI: | 720x480i & 720x480p @ 59.94, 60 Hz |
| | 720x576i & 720x576p @ 50 Hz |
| | 1280x720p @ 50, 59.94, 60 Hz |
| | 1920x1080i @ 50, 59.94, 60 Hz |
| | 1920x1080psf @ 24, 25, 29.97, 30 Hz |
| | 1920x1080p @ 23.97, 24, 25, 29.94, 30, 50, 59.94, 60 Hz |

ikan

www.ikancorp.com

713-272-8822

D7w-DK

7-inch HD-SDI LCD Monitor Deluxe Kit QUICKSTART GUIDE

CONFIGURATION OF SETTING MENUS

GUIDES

| | |
|---------------|-----------------------|
| Guides Full | OFF / 90% / 80% / 4:3 |
| Guides 16:9 | OFF / 90% / 80% / 4:3 |
| Guides 4:3 | OFF / 90% / 80% |
| G. Background | Normal / Half / Black |
| Crosshair | Off / On |
| Return | |

Notes:

¹ DSLR Scaling (for HDMI only)

Display a crosshair on the center of screen.

VIDEO CONFIGURATION

| | |
|-------------|--------------------------------|
| Brightness | 0-100 |
| Contrast | 0-100 |
| Chroma | 0-100 |
| Sharpness | 0-100 |
| Tint | 0-100 |
| Color Temp. | 5600K / 6500K / 9300K / Manual |
| Auto | |
| Return | |

This function recalls user defined values settings .The user setting will remain in memory indefinitely and can be erased by using the reset option in the main menu.

SYSTEM CONFIGURATION

| | |
|-------------------|-------------------------|
| OSD Language | English / 简体中文 |
| OSD Duration | 5-60 |
| Menu Setup | User1-5 |
| Backlight | 5-100 |
| DSLR Auto Scaling | Off / Full / 16:9 / 3:2 |
| System Reset | |
| Return | |

The DSLR Scaling¹ function will allow users to extend their DSLR camera's HDMI video output any option of four – Normal, 3:2, 16:9 or Full Screen – convenience made simple.

As an additional tool associated with the D7's False Color feature, ikan's exclusive Adjustable Under Exposure and Over Exposed Warning feature gives the operator full control of the D7 False Color brightness values. By setting the preferred IRE exposure limits, the operator is warned when the image exposure is exceeding or falling under the preset IRE limit, providing customizable, full image exposure control.

FUNCTION SETUP

| | |
|-----------------------------|--------------|
| Luma Under Warn | |
| Luma Over Warn | |
| F1 Key | Peaking |
| (Same As F2, F3, & F4 Keys) | False Color |
| | Clip Guide |
| | Underscan |
| | DSLR Scaling |
| | Check Field |
| | Pixel |
| | Window 1 |
| | Window 2 |
| | HV Delay |
| | Guides |
| | Crosshair |

The D7 is equipped with Monochrome Peaking features which highlight the desired focus area in a bright, red outline. The operator adjusts the focus control until the red indicator outlines on the desired area are razor sharp, indicating optimal focus. For the best results, be sure the subject is properly exposed.

The False Color feature utilizes a full spectrum of assigned color indicators, ensuring flawless shot exposure. As the camera Iris is adjusted, the subject of the image will change color based on specific brightness values indicating optimal exposure. See included chart for color assignments.

The D7 offers adjustable upper Clip Guide levels to accurately display overexposed images in any shooting condition. The operator simply assigns the upper IRE to their preference and any exposure over the set IRE limit will flash in a vivid purple, indicating only the over exposed area.

Allows to see the image in monochrome or only the red, blue, or green channels.

The LCD panel in this display has a native display of 1280 x 800 pixels. A signal of any other resolution is scaled to fit this native resolution. There may be time when it is desired to view the incoming signal without scaling. Enabling Pixel to Pixel mode turns off the scaling and displays a 1280 x 800 pixel window of the original image. Each pixel of the panel displays one pixel of the original image. The user may use the scroll wheel on top of the monitor to move the window left, right. Push the scroll wheel again to toggle up and down.

EXIT

User programmable function keys. For quick access, the user may program the F1, F2, F3 & F4 buttons to enable frequently accessed monitor features via the main monitor configuration menu.