

## [ Limited Warranty ]

- Items are covered for defects in materials and workmanship for one year, including repair parts and repair labor on defective item, from date of Apollo invoice. The warranty covers freight for 30 days after initial purchase. Apollo does not cover any other loss resulting from product failure.
- Products being returned for warranty repair must display the original serial number sticker. Removal of the serial number sticker voids the product's limited warranty.
- Despite the care taken for the compilation of this book, Apollo Design Technology, Inc cannot be held responsible for any damages resulting from errors that may appear in this book. All efforts have been made to provide the most accurate, up-to-date instructions and illustrations possible.
- Need assistance? Call Apollo at 800-288-4626 for details.

*Keep this information handy if requiring technical assistance.*

|                |  |
|----------------|--|
| Serial Number  |  |
| Date Purchased |  |
| Purchased From |  |

## [ Contact Information ]

**Apollo Design Technology**  
4130 Fourier Drive Fort Wayne, IN 46818 USA  
Phone: +01.260.497.9191  
Fax: +01.260.497.9192  
[www.apolلودesign.net](http://www.apolلودesign.net)



### Color Mixing Scroller Operating Manual



## [ Table Of Contents ]

|                                     |                |
|-------------------------------------|----------------|
| <b>Safety Information</b> .....     | <b>2</b>       |
| <b>Introduction</b> .....           | <b>3</b>       |
| <b>Quick Start</b> .....            | <b>3</b>       |
| <b>Using the MXR</b> .....          | <b>4</b>       |
| Controls and Indicators.....        | 4              |
| Adjusting the Mounting Tabs.....    | 4              |
| Powering up .....                   | 5              |
| Power Supply Options .....          | 5              |
| <b>Menu Sequence</b> .....          | <b>5</b>       |
| Addressing.....                     | 6              |
| Fan Speed and Control .....         | 6              |
| Gel String Speed Control .....      | 7              |
| Remote Reset Control.....           | 7              |
| <b>Factory Default</b> .....        | <b>7</b>       |
| <b>Manual Reset</b> .....           | <b>7</b>       |
| <b>Gel String Information</b> ..... | <b>8</b>       |
| <b>Loading and Unloading</b> .....  | <b>8</b>       |
| <b>Content</b> .....                | <b>9</b>       |
| <b>Gel Shield</b> .....             | <b>9</b>       |
| <b>Color Matching Tables</b> .....  | <b>10 – 13</b> |
| <b>Troubleshooting</b> .....        | <b>14</b>      |
| <b>Specifications</b> .....         | <b>14</b>      |
| <b>Warranty</b> .....               | <b>15</b>      |
| <b>Contact Information</b> .....    | <b>15</b>      |

## [ Troubleshooting ]

| Symptom  | Cause                            | Solution   |
|--|----------------------------------|--|
| MXR fails to start and home  | No power from power supply       | <ul style="list-style-type: none"> <li>• Verify that the power supply is on</li> <li>• Verify that XLR pinout is compatible</li> <li>• Verify 4 pin cable is good</li> </ul>   |
| MXR fails to respond to DMX  | DMX control signal not connected | <ul style="list-style-type: none"> <li>• Verify that DMX is present from console to power supply</li> <li>• Verify 4 pin cable is good</li> </ul>  |
| MXR display window flashes   | DMX control signal not connected | <ul style="list-style-type: none"> <li>• Verify that DMX is present from console to power supply</li> </ul>  |
| MXR operates irrationally  | Faulty DMX                       | <ul style="list-style-type: none"> <li>• Verify that 4 pin cable runs from last MXR back to power supply.</li> <li>• Verify that DMX terminator is being used on the last DMX device in the control circuit</li> </ul> |
| MXR resets intermittently  | Insufficient power               | <ul style="list-style-type: none"> <li>• Check that limits per power supply or per cable has not been exceeded</li> </ul>  |
| MXR resets intermittently  | Reset channel programmed         | <ul style="list-style-type: none"> <li>• Check to see if DMX information might have been programmed accidentally for the DMX reset channel</li> </ul>  |
| Gel string will not travel completely to the end of header or tail | Worn gel string                  | <ul style="list-style-type: none"> <li>• Check to see if gel strings are old and heat damaged. Replace.</li> </ul>   |
| Color is inconsistent with other MXRs                              | Reset required                   | <ul style="list-style-type: none"> <li>• Reset from console, power supply or MXR</li> </ul>  |



## [ Specifications ]

|                                |  |
|--------------------------------|--|
| <b>Dimensions</b>              | 13" (w) x 13.50" (h) x 4.0" (d)<br>330.2mm (w) x 342.9mm (h) x 101.6mm (d) |
| <b>Weight</b>                  | 6.95 lb. (3.15kg.)   |
| <b>Front Aperture</b>          | 9" (228.6mm) diameter  |
| <b>Rear Aperture</b>           | 7.5" (190.5mm) diameter  |
| <b>Color Media</b>             | Dual string long life substrate (proprietary design)                       |
| <b>Cooling Optimized</b>       | 1 fan plus Apollo Gel Shield   |
| <b>Cooling Speeds</b>          | Continuously variable from console or preset                               |
| <b>Addressing</b>              | LED  |
| <b>Operating Voltage</b>       | 24 VDC (+/-10%)  |
| <b>Power Consumption</b>       | 1.8 amps max   |
| <b>Protocol Requirements</b>   | USITT DMX 512 (1990)   |
| <b>Body Material And Color</b> | Aluminum, black  |
| <b>Mounting Plate</b>          | Universal for 6.25" (158.75mm), 7.5" (190.5mm) and various PAR fixtures    |
| <b>Input Connector</b>         | XLR - 4-pin male   |
| <b>Output Connector</b>        | XLR - 4-pin female   |
| <b>DMX</b>                     | Three channels:<br>- Front string      - Rear string      - Fan            |

\* Product specifications shown are subject to change without notice.

| APOLLO |      | FRONT STRING | BACK STRING | ROSCO  | FRONT STRING | BACK STRING | LEE    | FRONT STRING | BACK STRING |
|--------|------|--------------|-------------|--------|--------------|-------------|--------|--------------|-------------|
| Number | Name | % Channel    | % Channel 2 | Number | % Channel 1  | % Channel 2 | Number | % Channel 1  | % Channel 2 |
|        |      |              |             | R85    | 29           | 100         | L714   | 22           | 85          |
|        |      |              |             | R385   | 0            | 69          | L715   | 18           | 85          |
|        |      |              |             | R86    | 90           | 63          | L716   | 12           | 91          |
|        |      |              |             | R386   | 90           | 73          | L719   | 35           | 76          |
|        |      |              |             | R87    | 74           | 51          | L721   | 23           | 90          |
|        |      |              |             | R88    | 83           | 56          | L722   | 63           | 100         |
|        |      |              |             | R388   | 83           | 60          | L723   | 29           | 82          |
|        |      |              |             | R89    | 87           | 81          | L724   | 55           | 76          |
|        |      |              |             | R389   | 90           | 81          | L725   | 59           | 63          |
|        |      |              |             | R90    | 96           | 97          | L728   | 65           | 63          |
|        |      |              |             | R91    | 54           | 0           | L729   | 79           | 96          |
|        |      |              |             | R92    | 50           | 0           | L730   | 74           | 59          |
|        |      |              |             | R392   | 78           | 91          | L735   | 92           | 95          |
|        |      |              |             | R93    | 87           | 97          | L736   | 69           | 0           |
|        |      |              |             | R393   | 87           | 100         | L738   | 92           | 71          |
|        |      |              |             | R94    | 90           | 100         | L744   | 54           | 22          |
|        |      |              |             | R95    | 87           | 100         | L746   | -            | -           |
|        |      |              |             | R395   | 90           | 100         | L747   | 49           | 26          |
|        |      |              |             | R96    | 64           | 26          | L748   | 39           | 34          |
|        |      |              |             | R97    | 69           | 46          | L763   | 64           | 33          |
|        |      |              |             | R397   | 69           | 46          | L764   | 64           | 29          |
|        |      |              |             | R98    | 69           | 46          | L765   | 64           | 25          |
|        |      |              |             | R398   | 69           | 46          | L767   | 58           | 8           |
|        |      |              |             | R99    | 50           | 15          | L770   | 45           | 8           |
|        |      |              |             |        |              |             | L776   | 49           | 21          |
|        |      |              |             |        |              |             | L777   | 34           | 8           |
|        |      |              |             |        |              |             | L778   | 28           | 8           |
|        |      |              |             |        |              |             | L779   | 40           | 15          |
|        |      |              |             |        |              |             | L781   | 18           | 4           |
|        |      |              |             |        |              |             | L789   | 100          | 46          |
|        |      |              |             |        |              |             | L790   | 49           | 28          |
|        |      |              |             |        |              |             | L793   | 6            | 42          |
|        |      |              |             |        |              |             | L794   | 44           | 44          |
|        |      |              |             |        |              |             | L795   | 7            | 58          |
|        |      |              |             |        |              |             | L797   | 7            | 68          |
|        |      |              |             |        |              |             | L798   | 7            | 74          |

## [ Safety Information ]

-  **CAUTION** – This symbol designates an item that will cause damage to the MXR if ignored.
-  **WARNING** – This symbol designates an item that could cause injury or death if ignored.
- Be sure to read and understand all instructions in this manual before operating the MXR.
- The MXR is designed for indoor applications and should not be exposed to moisture.
- There is a risk of fire, shock or injury if the MXR is not used as specified.
- Servicing the MXR should be undertaken by qualified personnel only.
- The MXR is not intended for residential use.
- Safety cables must be used when installing the MXR.

## [ Introduction ]

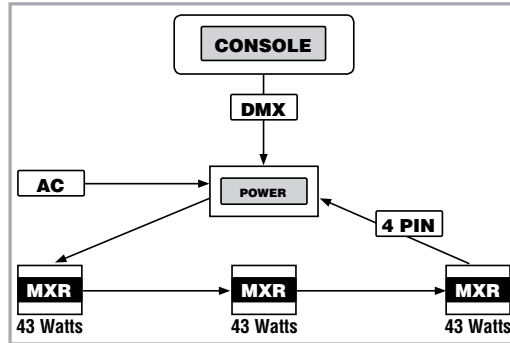
The MXR from Apollo is designed to be among the most reliable and affordable color mixing scrollers available today. The MXR puts a new twist on two-string color mixing with innovative color selection and frame sequence maximizing the useful colors.

The MXR is designed to give years of trouble-free use, providing it is used in accordance with the instructions detailed in this manual. If you should experience any problems that fall outside of the scope of this manual, contact the selling dealer for further details.

If the selling dealer is unable to satisfy your servicing needs, contact Apollo directly for technical support. The contact information is listed on the back of this manual.

## [ Quick Start ]

Connect MXR's source to an Apollo Smart Power™ power supply or compatible unit. Five MXR's can be run from a Smart Power 200W; ten MXR's can be run from a Smart Power 400W, and fifteen MXR's can be run from a Smart Power 600W. Each MXR requires 43 watts of power.



⚠ Wybron Coloram II or Wybron IT power supplies are not compatible and cannot be used.

Serious damage to the MXR will occur if these power supplies are used. Damages caused by an incompatible power supply are not covered by the warranty.

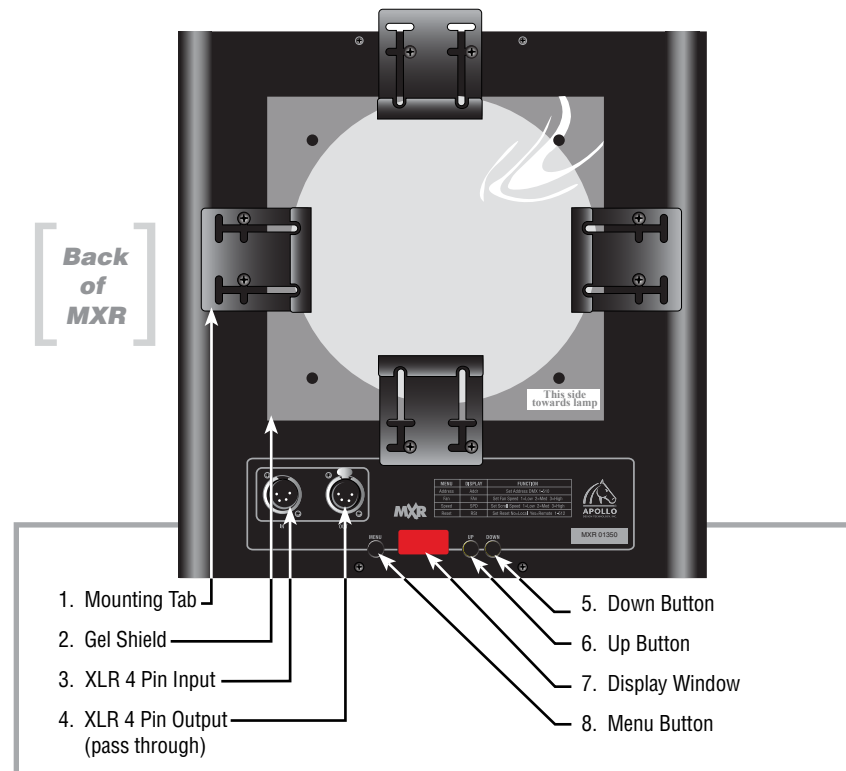
⚠ Do not apply power to a lighting fixture without first powering up the MXR. If power is not applied first to the MXR, heat from the lighting fixture will cause damage to the MXR and the gel strings.

- Connect Apollo 4 pin scroller cable from the power supply to the first MXR. Continue connecting up to three MXR's on a circuit.
- Connect the last MXR back to the power supply.
- Connect Apollo 5 pin DMX cable to the power supply.
- Plug the power supply in to the appropriate line voltage.
- The MXR's will complete a homing sequence.
- Address each MXR with a valid DMX value. Remember that the MXR requires 3 DMX channels.
- Check for control of the MXR from the lighting console.

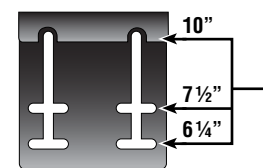
| APOLLO |                    | FRONT STRING % Channel | BACK STRING % Channel 2 | ROSCO  | FRONT STRING % Channel 1 | BACK STRING % Channel 2 | LEE    | FRONT STRING % Channel 1 | BACK STRING % Channel 2 |
|--------|--------------------|------------------------|-------------------------|--------|--------------------------|-------------------------|--------|--------------------------|-------------------------|
| Number | Name               |                        |                         | Number |                          |                         | Number |                          |                         |
| AP8200 | Scandalous Scarlet | 16                     | 16                      | R60    | 58                       | 60                      | L165   | 44                       | 79                      |
| AP8250 | Vixen Red          | 13                     | 9                       | R360   | 58                       | 60                      | L166   | 23                       | 18                      |
| AP8300 | Diva Red           | 6                      | 9                       | R61    | 58                       | 60                      | L169   | 58                       | 50                      |
| AP8310 | Cherry Lewis       | 7                      | 11                      | R361   | 46                       | 73                      | L170   | 44                       | 58                      |
| AP8320 | Tasty Apple Red    | 6                      | 4                       | R62    | 58                       | 60                      | L172   | 63                       | 90                      |
| AP8350 | Bludgeon Red       | 100                    | 45                      | R362   | 54                       | 63                      | L174   | 50                       | 67                      |
| AP8400 | Lipstick Red       | 10                     | 20                      | R63    | 58                       | 60                      | L176   | 45                       | 26                      |
| AP8430 | Front Rose         | 21                     | 21                      | R363   | 69                       | 60                      | L179   | 54                       | 8                       |
| AP8450 | Spanked Pink       | 43                     | 35                      | R64    | 50                       | 73                      | L180   | 13                       | 77                      |
| AP8500 | Tease Pink         | 43                     | 39                      | R364   | 46                       | 73                      | L181   | 0                        | 50                      |
| AP8530 | Pink Pong          | 47                     | 41                      | R65    | 54                       | 73                      | L182   | 7                        | 12                      |
| AP8550 | Bit of Pink        | 54                     | 43                      | R365   | 54                       | 63                      | L183   | 69                       | 94                      |
| AP8600 | Cotton Candy Pink  | 56                     | 43                      | R66    | 64                       | 60                      | L192   | 34                       | 32                      |
| AP8630 | VI Pink            | 37                     | 36                      | R366   | 58                       | 73                      | L193   | 34                       | 22                      |
| AP8650 | In the Pink        | 31                     | 49                      | R67    | 50                       | 77                      | L194   | 39                       | 63                      |
| AP8680 | Pinkerbell         | 58                     | 45                      | R367   | 46                       | 77                      | L195   | 45                       | 100                     |
| AP8700 | Tickled Pink       | 53                     | 52                      | R68    | 29                       | 91                      | L196   | 49                       | 77                      |
| AP8730 | Screamin' Pink     | 22                     | 37                      | R368   | -                        | -                       | L197   | 38                       | 76                      |
| AP8750 | Hot Pink           | 6                      | 51                      | R69    | 58                       | 97                      | L198   | 28                       | 100                     |
| AP8800 | Sassy Pink         | 26                     | 54                      | R369   | 54                       | 89                      | L199   | 18                       | 82                      |
| AP8840 | Ruby Slippers      | 6                      | 27                      | R70    | 58                       | 73                      | L322   | 77                       | 77                      |
| AP8850 | Apollo Magenta     | 6                      | 35                      | R370   | 78                       | 91                      | L323   | 77                       | 85                      |
| AP8900 | Passion Pink       | 6                      | 57                      | R71    | 58                       | 77                      | L325   | 88                       | 96                      |
|        |                    |                        |                         | R371   | 50                       | 69                      | L327   | 96                       | 96                      |
|        |                    |                        |                         | R72    | 58                       | 73                      | L328   | 16                       | 52                      |
|        |                    |                        |                         | R372   | 54                       | 63                      | L332   | 7                        | 38                      |
|        |                    |                        |                         | R73    | 74                       | 81                      | L341   | 44                       | 49                      |
|        |                    |                        |                         | R373   | 58                       | 56                      | L343   | 13                       | 77                      |
|        |                    |                        |                         | R74    | 23                       | 97                      | L344   | 39                       | 67                      |
|        |                    |                        |                         | R374   | 74                       | 89                      | L345   | 28                       | 63                      |
|        |                    |                        |                         | R75    | 58                       | 97                      | L352   | 50                       | 80                      |
|        |                    |                        |                         | R375   | -                        | -                       | L353   | 58                       | 75                      |
|        |                    |                        |                         | R76    | 54                       | 97                      | L354   | 74                       | 84                      |
|        |                    |                        |                         | R376   | 54                       | 81                      | L363   | 18                       | 91                      |
|        |                    |                        |                         | R77    | 39                       | 97                      | L366   | 45                       | 71                      |
|        |                    |                        |                         | R377   | 39                       | 100                     | L441   | 50                       | 17                      |
|        |                    |                        |                         | R78    | 39                       | 73                      | L442   | 60                       | 29                      |
|        |                    |                        |                         | R378   | 29                       | 77                      | L443   | 64                       | 37                      |
|        |                    |                        |                         | R79    | 23                       | 97                      | L444   | 69                       | 41                      |
|        |                    |                        |                         | R80    | 64                       | 100                     | L701   | 12                       | 75                      |
|        |                    |                        |                         | R81    | 69                       | 100                     | L702   | 54                       | 58                      |
|        |                    |                        |                         | R381   | -                        | -                       | L704   | 45                       | 58                      |
|        |                    |                        |                         | R82    | 46                       | 100                     | L707   | 7                        | 100                     |
|        |                    |                        |                         | R382   | 23                       | 100                     | L708   | 49                       | 64                      |
|        |                    |                        |                         | R83    | 46                       | 100                     | L709   | 48                       | 63                      |
|        |                    |                        |                         | R383   | 39                       | 100                     | L711   | 45                       | 66                      |
|        |                    |                        |                         | R84    | 50                       | 100                     | L712   | 34                       | 75                      |
|        |                    |                        |                         | R384   | 35                       | 100                     | L713   | 6                        | 89                      |

| APOLLO |                         | FRONT STRING | BACK STRING | ROSCO  |             | LEE         |        | FRONT STRING | BACK STRING |
|--------|-------------------------|--------------|-------------|--------|-------------|-------------|--------|--------------|-------------|
| Number | Name                    | % Channel 1  | % Channel 2 | Number | % Channel 1 | % Channel 2 | Number | % Channel 1  | % Channel 2 |
| AP4850 | Robin's Egg Blue        | 58           | 75          | R31    | 39          | 26          | L103   | 58           | 30          |
| AP4870 | Bluetylicious           | 55           | 81          | R331   | 46          | 26          | L104   | 59           | 7           |
| AP4900 | Island Blue             | 71           | 84          | R32    | 23          | 15          | L105   | 45           | 6           |
| AP4950 | Caribbean Blue          | 70           | 79          | R332   | 17          | 15          | L106   | 6            | 9           |
| AP4970 | Atlantic Green Blue     | 53           | 97          | R33    | 50          | 34          | L107   | 44           | 34          |
| AP4990 | Hero Blue               | 38           | 93          | R333   | 54          | 37          | L108   | 50           | 25          |
| AP5300 | Apollo Green            | -            | -           | R34    | 46          | 30          | L109   | 44           | 30          |
| AP5400 | Rock N Roll Green       | 94           | 97          | R35    | 50          | 34          | L110   | 44           | 37          |
| AP5430 | Green Gello             | 91           | 0           | R36    | 39          | 30          | L111   | 39           | 36          |
| AP5500 | Neptune Blue Green      | 79           | 96          | R336   | 39          | 34          | L113   | 7            | 20          |
| AP5600 | Montego Bay Green       | 71           | 74          | R37    | 50          | 37          | L115   | 73           | 84          |
| AP5700 | Kelly Green             | 83           | 88          | R337   | 46          | 37          | L116   | 78           | 96          |
| AP5800 | Envy Green              | 85           | 76          | R38    | 50          | 34          | L117   | 64           | 64          |
| AP5900 | Cactus Juice Green      | 88           | 79          | R39    | 7           | 34          | L118   | 56           | 86          |
| AP5940 | Putting Green           | 92           | 67          | R339   | 7           | 37          | L119   | 20           | 97          |
| AP5960 | Margarita Green         | 80           | 58          | R40    | 35          | 15          | L120   | 14           | 91          |
| AP6100 | Chablis Yellow          | 73           | 45          | R41    | 17          | 11          | L121   | 91           | 67          |
| AP6200 | Banana Yellow           | 92           | 45          | R42    | 7           | 15          | L122   | 87           | 73          |
| AP6300 | Neon Yellow             | 91           | 27          | R342   | 100         | 60          | L124   | 92           | 90          |
| AP6400 | Pilsner Yellow          | 61           | 18          | R43    | 23          | 30          | L126   | 6            | 64          |
| AP6500 | Bikini Yellow           | 86           | 7           | R343   | 17          | 30          | L127   | 34           | 29          |
| AP6600 | Harvest Gold            | 63           | 36          | R44    | 29          | 37          | L128   | 6            | 51          |
| AP6700 | Whiskey Tint            | 60           | 25          | R344   | 23          | 41          | L130   | 69           | 46          |
| AP6800 | Mustard                 | 57           | 10          | R45    | 7           | 26          | L131   | 74           | 77          |
| AP6900 | Butterscotch            | 57           | 6           | R46    | 100         | 63          | L132   | 39           | 91          |
| AP7050 | Fatherless Amber        | 57           | 32          | R346   | 13          | 41          | L134   | 45           | 14          |
| AP7100 | Hot Cocoa               | 53           | 28          | R47    | 23          | 69          | L135   | 24           | 6           |
| AP7150 | Santa Fe Amber          | 52           | 20          | R347   | 7           | 63          | L136   | 48           | 58          |
| AP7200 | Adobe Orange            | 46           | 20          | R48    | 23          | 56          | L137   | 45           | 64          |
| AP7250 | Nude Gold               | 57           | 27          | R348   | 17          | 60          | L138   | 83           | 60          |
| AP7300 | Bashful Amber           | 54           | 31          | R49    | 7           | 60          | L139   | 96           | 96          |
| AP7330 | Rust Assured            | 52           | 10          | R349   | 7           | 60          | L140   | 58           | 73          |
| AP7350 | Fools Gold Amber        | 47           | 8           | R50    | 23          | 11          | L141   | 49           | 89          |
| AP7400 | Apollo Gold             | 52           | 20          | R51    | 54          | 51          | L142   | 72           | 35          |
| AP7420 | Just Peachy             | 45           | 22          | R351   | 58          | 46          | L143   | 49           | 76          |
| AP7450 | Golden Amber            | 47           | 5           | R52    | 46          | 56          | L144   | 58           | 75          |
| AP7500 | Burnt Orange            | 47           | 14          | R53    | 64          | 46          | L147   | 50           | 15          |
| AP7550 | Spiced Rum Amber        | 43           | 13          | R353   | 46          | 60          | L148   | 12           | 23          |
| AP7600 | Apollo Orange           | 31           | 8           | R54    | 54          | 56          | L151   | 55           | 33          |
| AP7630 | Peach My Interest       | 55           | 33          | R55    | 50          | 60          | L152   | 53           | 29          |
| AP7650 | Coral Amber             | 48           | 31          | R355   | 46          | 63          | L153   | 50           | 33          |
| AP7670 | Salmon Illa             | 43           | 27          | R56    | 0           | 46          | L154   | 55           | 33          |
| AP7700 | Peach Amber             | 52           | 27          | R356   | 46          | 60          | L156   | 55           | 26          |
| AP7750 | Sailor's Delight Orange | 25           | 4           | R57    | 39          | 63          | L157   | 35           | 25          |
| AP7770 | Hot Wings               | 23           | 4           | R357   | 13          | 77          | L158   | 35           | 8           |
| AP7800 | Apricot Orange          | 42           | 18          | R58    | 17          | 73          | L159   | 64           | 40          |
| AP7850 | Hot Lava Orange         | 22           | 4           | R358   | 7           | 73          | L161   | 45           | 77          |
| AP7900 | Kiss Me Tint            | 57           | 41          | R59    | 0           | 30          | L162   | 59           | 33          |
| AP8100 | Mango Craze             | 21           | 13          | R359   | 17          | 77          | L164   | 13           | 9           |

## [ Using the MXR ]



## [ Adjusting The Mounting Tabs ]



- Adjust the 4 mounting tabs to fit the gel frame brackets on the lighting fixture.
- Indents in the mounting bracket slot are provided to aid positioning for common frame sizes, 6 1/4, 7 1/2 and 10 inch.
- A safety cable is provided with each MXR. Be certain to attach the safety to a pipe or truss supporting the lighting fixture.
- Do not apply power to a lighting fixture without first powering up the MXR. If power is not applied first to the MXR, heat from the lighting fixture will cause damage to the MXR and the gel strings.

## [ Powering Up ]

- The following pin out for the 4 pin connector must be followed:

|                                |                         |
|--------------------------------|-------------------------|
| Pin 1 = 24 volts DC Ground (-) | Pin 3 = DMX data (+)    |
| Pin 2 = DMX data (-)           | Pin 4 = 24 volts DC (+) |

- Insert a 4 pin XLR connector into the plug on the MXR marked "IN". Additional MXR's, Smart Color® or Smart Move® products can be daisy chained together using the "OUT" plug.
- Apply power and DMX signal to the MXR. A short homing sequence will occur. The fan will run at full speed during homing.
- The MXR will finish homing when the clear frame of each gel string is parked in the aperture.
- If a valid DMX signal is present the LED display will enter "home" mode. If DMX is not present the LED window will flash "001".

## [ Power Supply Options ]

The MXR is compatible with the following 24V DC power supplies:

- |                      |                      |             |
|----------------------|----------------------|-------------|
| • Smart Power™ PSU's | • Wybron Forerunner™ | • Chroma Q™ |
| • Color-Q™ PSU 02-4  | • Spectra-Q™         | • Rainbow™  |

The Apollo Smart Power™ power supply is available in 4 sizes:

### Smart Power™ 75W

- 3.12A – 75 Watt max
- 100-240 VAC input
- 50-60Hz
- Powers 1 MXR

### Smart Power™ 200W

- 8.3A – 200 Watt max
- 88-264 VAC input, 24 volt output
- 50-60Hz
- Powers up to 5 MXR's

### Smart Power™ 400W

- 6.3A – 400 Watt max
- 85-264 VAC input, 24 volt output
- 50-60Hz
- Powers up to 10 MXR's

### Smart Power™ 600W

- 10.0A – 600 Watt max
- 88-264 VAC input, 24 volt output
- 50-60Hz
- Powers up to 15 MXR's

⚠ Wybron Coloram II or Wybron IT power supplies are not compatible and cannot be used. Serious damage to the MXR will occur if these power supplies are used. Damages caused by an incompatible power supply are not covered by the warranty.

## [ Color Matching Tables ]

The manufacturer comparisons shown are intended to reflect close or similar matches only.

### Numbering System For Apollo

|                            |                  |                  |                  |
|----------------------------|------------------|------------------|------------------|
| 1000's = Diffusions        | 3000's = Violets | 5000's = Greens  | 7000's = Oranges |
| 2000's = Color Corrections | 4000's = Blues   | 6000's = Yellows | 8000's = Reds    |

| APOLLO |                      | FRONT STRING % Channel 1 | BACK STRING % Channel 2 | ROSCO  | FRONT STRING % Channel 1 | BACK STRING % Channel 2 | LEE    | FRONT STRING % Channel 1 | BACK STRING % Channel 2 |
|--------|----------------------|--------------------------|-------------------------|--------|--------------------------|-------------------------|--------|--------------------------|-------------------------|
| Number | Name                 |                          |                         | Number |                          |                         | Number |                          |                         |
| AP3000 | Simply Mauvelous     | 24                       | 20                      | R01    | 46                       | 22                      | L002   | 33                       | 49                      |
| AP3050 | Purple Mist          | 27                       | 63                      | R02    | 54                       | 30                      | L003   | 64                       | 46                      |
| AP3100 | Precious Purple      | 21                       | 64                      | R302   | –                        | –                       | L004   | 54                       | 34                      |
| AP3150 | Sour Grape           | 6                        | 64                      | R03    | 50                       | 26                      | L007   | 69                       | 37                      |
| AP3180 | Purplexed            | 43                       | 57                      | R303   | 39                       | 15                      | L008   | 35                       | 15                      |
| AP3200 | Submissive Lavender  | 56                       | 57                      | R04    | 50                       | 26                      | L009   | 59                       | 30                      |
| AP3230 | Lavender Retriever   | 48                       | 58                      | R304   | 50                       | 22                      | L010   | 87                       | 20                      |
| AP3250 | Dominant Lavender    | 44                       | 62                      | R05    | 54                       | 30                      | L013   | 60                       | 26                      |
| AP3300 | Whispering Lavender  | 59                       | 57                      | R305   | –                        | –                       | L015   | 54                       | 7                       |
| AP3350 | Breathless Lavender  | 54                       | 58                      | R06    | 64                       | 34                      | L017   | 46                       | 20                      |
| AP3400 | Luscious Lilac       | 48                       | 65                      | R07    | 69                       | 37                      | L019   | 17                       | 4                       |
| AP3450 | Bodacious Blueberry  | 16                       | 80                      | R08    | 58                       | 30                      | L020   | 49                       | 8                       |
| AP3500 | Apollo Lavender      | 38                       | 69                      | R09    | 58                       | 30                      | L021   | 40                       | 6                       |
| AP3520 | Alexander the Grape  | 34                       | 71                      | R10    | 90                       | 19                      | L022   | 25                       | 6                       |
| AP3540 | Malice Blue          | 31                       | 76                      | R310   | 74                       | 19                      | L024   | 17                       | 15                      |
| AP3550 | Late Night Lavender  | 17                       | 79                      | R11    | 58                       | 15                      | L025   | 24                       | 10                      |
| AP3600 | Flirtatious Lavender | 22                       | 71                      | R12    | 87                       | 11                      | L026   | 6                        | 9                       |
| AP3700 | Groovy Grape         | 12                       | 75                      | R312   | 64                       | 8                       | L027   | 100                      | 50                      |
| AP3800 | Cowboys and Indigo   | 0                        | 46                      | R13    | 58                       | 26                      | L029   | 100                      | 25                      |
| AP3850 | King Congo Blue      | 3                        | 100                     | R313   | 58                       | 11                      | L035   | 50                       | 34                      |
| AP3900 | Voodoo Lavender      | 15                       | 91                      | R14    | 54                       | 11                      | L036   | 44                       | 40                      |
| AP4050 | Seductive Blue       | 16                       | 93                      | R15    | 54                       | 8                       | L039   | 50                       | 50                      |
| AP4100 | Mournful Blue        | 5                        | 89                      | R16    | 54                       | 15                      | L046   | 6                        | 29                      |
| AP4130 | Blurple              | 23                       | 80                      | R316   | 50                       | 19                      | L048   | 18                       | 60                      |
| AP4150 | New York Blue        | 16                       | 93                      | R17    | 46                       | 19                      | L049   | 6                        | 62                      |
| AP4200 | Bright Blue          | 22                       | 89                      | R317   | 46                       | 19                      | L052   | 45                       | 60                      |
| AP4250 | Apollo Blue          | 70                       | 100                     | R18    | 50                       | 15                      | L053   | 59                       | 55                      |
| AP4270 | Rhythm and Blue      | 36                       | 77                      | R318   | 39                       | 11                      | L058   | 17                       | 73                      |
| AP4300 | London Blue          | 31                       | 85                      | R19    | 13                       | 4                       | L061   | 58                       | 59                      |
| AP4350 | Sultry Blue          | 36                       | 89                      | R20    | 46                       | 8                       | L063   | 64                       | 60                      |
| AP4400 | After Hours Blue     | 20                       | 97                      | R21    | 46                       | 4                       | L068   | 34                       | 87                      |
| AP4450 | Heavenly Blue        | 47                       | 89                      | R321   | 39                       | 11                      | L071   | –                        | –                       |
| AP4500 | Ozone Blue           | 49                       | 78                      | R22    | 23                       | 8                       | L075   | 28                       | 82                      |
| AP4600 | Electric Blue        | 44                       | 79                      | R23    | 35                       | 8                       | L079   | 22                       | 89                      |
| AP4650 | Crisp Blue           | 44                       | 75                      | R324   | 13                       | 11                      | L085   | 17                       | 92                      |
| AP4680 | Blue Moon            | 45                       | 75                      | R24    | 17                       | 15                      | L088   | 86                       | 60                      |
| AP4700 | Timid Blue           | 53                       | 66                      | R25    | 17                       | 8                       | L089   | 86                       | 75                      |
| AP4720 | Baby Boy Blue        | 58                       | 62                      | R325   | –                        | –                       | L090   | 96                       | 96                      |
| AP4750 | Monday Morning Blue  | 53                       | 64                      | R26    | 100                      | 8                       | L100   | 87                       | 21                      |
| AP4800 | Ice Blue             | 56                       | 66                      | R27    | 100                      | 63                      | L101   | 87                       | 7                       |
| AP4830 | Blue My Mind         | 66                       | 61                      | R30    | 39                       | 19                      | L102   | 58                       | 15                      |

## [ Content ]

| FRONT STRING |             | BACK STRING |             |
|--------------|-------------|-------------|-------------|
| 100% DMX     | APOLLO 8350 | 100% DMX    | APOLLO 4250 |
| 96%          | Y11         | 97%         | C11         |
| 90%          | Y9          | 91%         | C10         |
| 87%          | Y7          | 86%         | C9          |
| 83%          | Y5          | 81%         | C8          |
| 78%          | Y3          | 77%         | C7          |
| 74%          | Y1          | 73%         | C6          |
| 69%          | CLEAR       | 69%         | C5          |
| 64%          | M1          | 63%         | C4          |
| 58%          | M2          | 60%         | C3          |
| 54%          | M3          | 56%         | C2          |
| 50%          | M4          | 51%         | C1          |
| 46%          | M5          | CLEAR       |             |
| 39%          | M6          | 41%         | Y1          |
| 35%          | M7          | 37%         | Y2          |
| 29%          | M8          | 34%         | Y3          |
| 23%          | M9          | 30%         | Y4          |
| 17%          | M10         | 26%         | Y5          |
| 13%          | M11         | 22%         | Y6          |
| 7%           | M12         | 19%         | Y7          |
| 0% DMX       | APOLLO 3800 | 15%         | Y8          |
|              |             | 11%         | Y9          |
|              |             | 8%          | Y10         |
|              |             | 4%          | Y11         |
|              |             | 0% DMX      | APOLLO 5300 |

- The MXR has two gel strings.
- The back string has graduations of yellow and cyan gel. Apollo AP5300 Apollo Green, a primary green is on the header of this string. The header should be installed on the left side of the MXR as you look at it from the front. The tail of the back string is Apollo AP4250 Apollo Blue, a primary blue. The tail should be installed on the right side of the MXR as you look at the scroller from the front.
- The front string has graduations of yellow and magenta gel. Apollo AP3800 Cowboys & Indigo, a deep indigo, is on the header of this string. The header should be installed on the left side of the MXR as you look at it from the front. The tail of the rear string is Apollo AP8350 Bludgeon Red, a primary red is on the tail of the string. The tail should be installed on the right side of the MXR as you look at the scroller from the front.
- A piece of Apollo Gel Shield is installed on the back of the MXR. This shield filters out harmful ultraviolet and infrared rays that could damage the gel strings. Be sure this shield is in place before operating the MXR.

## [ Gel Shield ]

- Because it is an excellent reflector of infrared energy, the Gel Shield protects the gels' color integrity and extends the life of gel and gel strings. Allow air space between Apollo Gel Shield and color filter in order for hot air to escape. Gel Shield extends gel filter life without interfering or reducing light transmission.
- Apollo Gel Shield is a 7 mil polyester that reflects infrared energy, preventing gels from absorbing IR energy as heat. Gel Shield is ideal for gel and scroller applications on fixtures 1000 watts or less. Often used in long-term applications to extend gel life.

## [ Menu Sequence ]

### ◀ ADDRESS (Addr) ▶

- ▶ DMX address up
- ▶ DMX Address down

### ◀ FAN (Fan) ▶

- ▶ =\_1\_ Low speed fan
- ▶ =\_2\_ Medium speed fan
- ▶ =\_3\_ High speed fan
- ▶ =PL2 Sets DMX fan speed control to start address +2
- ▶ =512 Sets DMX fan speed control to channel 512

### ◀ SPEED (SPd) ▶

- ▶ =\_1\_ Sets motor speed to slow
- ▶ =\_2\_ Sets motor speed to medium
- ▶ =\_3\_ Sets motor speed to high

### ◀ REMOTE RESET (rSt) ▶

- ▶ = [no] Reset only by powering MXR off then on
- ▶ = [YES] Allows for MXR reset from console
- ▶ enter DMX address for reset control

## [ Addressing ]

- Each MXR can respond to a unique start address. To change the DMX address press the "MENU" button once. "Addr" will appear. Press "Menu" a second time to select the address mode. Pushing the "UP" and "DOWN" buttons will step through DMX addresses. The addresses advance slowly for the first three seconds. After the first three seconds the DMX addresses advance or retreat at a much faster rate.
- The MXR is a three channel device. The first channel controls the front gel string, the second channel controls the rear gel string and the third channel controls the fan speed.
- After the DMX start channel appears in the LED window, press "MENU" to set the address.
- The LED display will show "Addr" when the addressing sequence is complete.

## [ Fan Speed And Control ]

- From the "home" display press the "MENU" button once and the "DOWN" button once. This will cause the MXR to enter fan control mode.
- With "Fan" in the display press the "MENU" button. Press the "UP" button to activate the fan options.
- Selecting "\_1\_" will set the fan to run constantly at low speed. Use this setting when the MXR is being used with low wattage fixtures or in locations requiring quiet operation.
- Selecting "\_2\_" will set the fan to run constantly at medium speed.
- Selecting "\_3\_" will set the fan to run constantly at high speed. Use this setting when the MXR is being used on high wattage fixtures or when maximum cooling is required.
- Selecting "PL2" will set the fan to be controlled at the MXR's DMX start address plus 2. For example, if the start address for the MXR is channel 001 the fan will be controlled by channel 003. With the fader for channel 003 at zero, the fan will operate at high speed. With the fader for channel three at 100% the fan will operate low speed.
- Selecting "512" will set the fan to be controlled by DMX channel 512.

## [ Gel String Speed And Control ]

- From the “home” display press the “MENU” button once and the “DOWN” button twice. This will cause the MXR to enter the speed control mode.
- With “SPd” in the display press the “MENU” button.
- Selecting “\_1\_” will operate the motors at low speed. Use this setting when quieter operation is favored over high gel string speed.
- Selecting “\_2\_” will operate the motors at medium speed.
- Selecting “\_3\_” will operate the motors at high speed. Use this setting when faster gel string speed is favored over quieter operation.

## [ Remote Reset Control ]

- From the “home” display press the “MENU” button once and the “DOWN” button three times. This will cause the MXR to enter the reset mode.
- With “rSt” in the display press the “MENU” button.
- Select “no” when remote reset of the MXR is not available.
- Select “YES” when remote reset is available.
- With “YES” in the display press the “MENU” button.
- When “000” appears in the display window enter a valid DMX address chosen to control remote reset. When this DMX channel is raised to 100% for more than 1 second, the MXR will reset.

## [ Factory Defaults ]

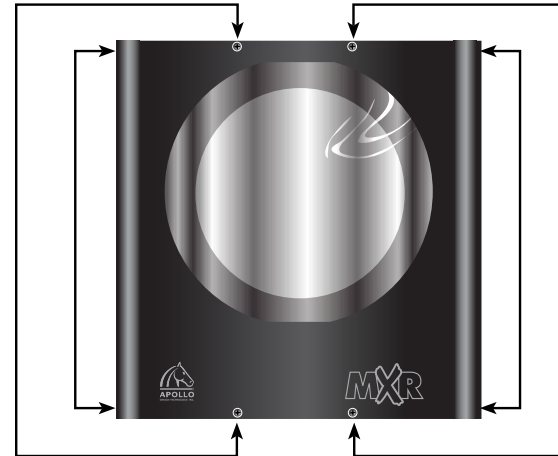
- Factory default settings for the DMX address are “001”.
- Factory default settings for the fan speed are “\_2\_”, medium.
- Factory default settings for the gel string speed are “\_2\_”, medium.
- Factory default settings for reset are “no”.
- Default address for reset is “000”.

## [ Manual Reset ]

- To manually reset the MXR, press both “UP” and “Down” at the same time for 4 seconds.

## [ Gel String Information ]

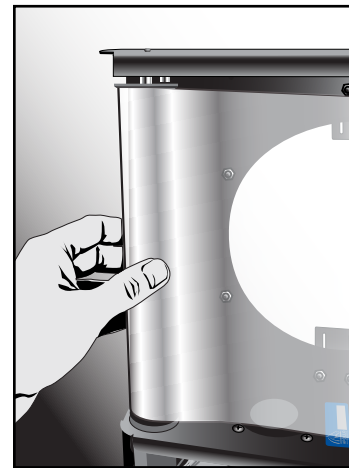
- The scroller is shipped with the gel string installed at Apollo Design Technology, Inc. Should you need to change a gel string please follow instructions.
- Use only MXR gel string sets sold by Apollo. Color mismatch will occur if other strings are used.



- The MXR has been designed for easy installation and removal of gel string assembly.
- To load the gel string into the scroller, stand the scroller on a flat surface facing you.  
**BE SURE THE POWER IS DISCONNECTED.**

Remove eight Philips Head screws to detach front cover from the MXR.

## [ Get String Loading And Unloading ]



- Grasp a gel roller with one hand.
- Push the gel roller towards the top of the MXR.
- Remove excess slack from gel string by holding either roller and gently turning the other roller in the opposite direction. Close cover and insert eight screws. Apply power and ensure the gel string is positioned between the front cover and the cooling fan for proper ventilation.