



COUNTRYMAN ASSOCIATES INC

E6s OMNIDIRECTIONAL COMPACT EARSET MICROPHONE



Supplied with cable, carrying case, black and white cable clips, windscreen, and 3 protective caps.

Exceptional sound in the most concealable earset yet. A hybrid between a B6 lavalier and an E6 omnidirectional, the E6s Compact Omni offers an elegant alternative to taping a lavalier to the face or hiding it in the hair. The E6s was developed together with our theater users to allow fast placement at the temple with minimal adjustment. The earpiece conforms to ear and stays firmly in place without tape or hair clip for quick costume changes. The microphone element, positioned just in front of ear, provides high-quality sound in a subminiature package. The microphone is ideally suited for applications requiring a low-profile solution, such as intimate theater settings, broadcast, or presentations. when visibility is more critical than gain before feedback.

Nearly Invisible

The most concealable E6 yet, the E6s places the microphone element just forward of the ear. Available in all of the E6 colors—light beige, tan, cocoa, and black—the E6s blends perfectly against the skin and hides under sideburns.

Incredibly Versatile

Change the look, change the sound, or change the transmitter. Protective caps swap in seconds, adjusting the frequency response and tip color to match other microphones or match skin, costumes, and hair. The E6s comes in three sensitivities for different speaking and singing styles, with up to 140 dB SPL capability. Switch between low-profile 1mm and Duramax 2mm cable, configured for almost any wireless transmitter and available in four colors.

Exceptional Sound Quality

Frequency response is better than 20 Hz to 20 kHz \pm 3 dB, with >100 dB dynamic range. Countryman Earsets sound like a world-class, full size performance mics in a hands-free package that gives the performer complete freedom.

Rugged and Reliable

Made of durable stainless steel, the E6s stands up to daily handling, makeup, and sweat. The microphone element is virtually waterproof when used with the supplied protective caps.

Replaceable cables

With other microphones a worn cable requires purchasing a completely new mic. An E6s cable replaces in seconds without tools. Snap-on miniature 1mm or 2mm super-rugged cables are available for almost any wireless transmitter or phantom mic input.

Frequency Response : 20 Hz to 20 kHz
Operating Current : 500 μ A
Operating Voltage : 1 to 2 Volts
Power Supply Voltage :
 +3V with 2.7 kOhm Load
 +5V with 6.8 kOhm Load
 +9V with 15 kOhm Load
Weight : .07 oz (2 grams)

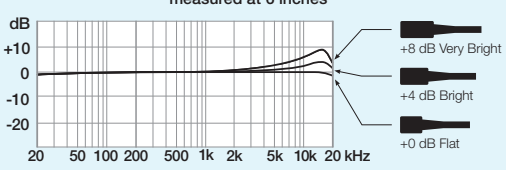
The E6s is available in three sensitivities:

HG (high gain) for general speaking
Sensitivity: 12.0 mV/Pascal
Equivalent Acoustic Noise: 24 dBA SPL
Overload Sound Level: 120 dB SPL

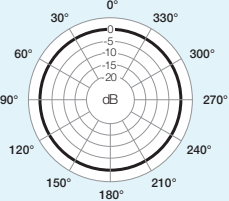
MG (mid gain) for loud speaking and vocals
Sensitivity: 7.0 mV/Pascal
Equivalent Acoustic Noise: 24 dBA SPL
Overload Sound Level: 130 dB SPL

LG (low gain) for powerful vocals
Sensitivity: 2 mV/Pascal
Equivalent Acoustic Noise: 29 dBA SPL
Overload Sound Level: 140 dB SPL

How Caps Change Frequency Response



1 kHz Polar Response



E6s Omni: Frequently Asked Questions



When should I use the E6s?


Countryman offers different earsets to fit a range of environments. All of the earset varieties provide significant advantages over body-mounted lavaliers because there is no change in sound as the head moves. Because of its placement, the E6s provides a powerful new option in situations that would typically call for a head-mounted lavalier.

E6s Earset

Choose the E6s for maximum concealability at very close audience distances, such as in intimate theater settings, and as a general replacement for a head-mounted or body-mounted lavalier. The E6s is the most low-profile headset available on the market today, specifically tailored to theater and broadcast use. This microphone is ideal when visibility is the most critical factor; because it is farther from the mouth, the E6s will provide less gain before feedback than the E6 or E6i.

E6 or E6i Earsets

Choose the classic E6 or E6i omnidirectional earsets in most situations. They put the microphone close to the mouth for the most gain before feedback and the most natural sound. For situations where there are loud monitors, extreme feedback issues, or environmental noise, choose the directional earset (marked with a green band).



How do I choose the right color for my skin tone?


In most cases the boom of the E6s will be against the performer's skin. Tan is the most popular color choice, because it works perfectly for average Caucasian skin tones as well as olive complexions. Light beige works well in theatrical applications due to its slightly pink undertone, which is also appropriate for extremely fair skin. Cocoa is the ideal choice for African American skin tones ranging from very light to chocolate, and black is appropriate for extremely dark skin or for situations where you want the mic to be visible. When in doubt, a darker option tends to blend better and draws less attention.



Which E6s sensitivity should I choose?

Making a microphone more sensitive to catch soft sounds means it will overload sooner for loud sounds. Because sound pressure levels vary between individuals and applications, we provide three sensitivities for the E6s:

- The highest gain (HG, no band) is for general speaking, such as presentations or sermons
- The medium gain (MG, blue band) is for vocals and loud speaking, such as in theater
- The most powerful vocals require the least gain mic (LG, purple band) with the highest overload sound level



Which cap should I use?

The E6s should always be used with a protective cap in place to keep sweat, makeup and other foreign material out of the microphone. The three omni caps each have a different high frequency response characteristic that controls the amount of "crispness" or "sibilance" (response at 15 kHz). The omni ships with the +4 dB protective cap fitted to the mic. We have found that this meets the needs of the majority of users, slightly boosting the presence in your sound while leaving the lower frequencies unchanged. If you experience problems with high-frequency feedback, you should switch to the 0 dB cap.



Should I use EQ?

The E6s microphone element has an incredibly even frequency response across the audio spectrum. As with lavaliers worn near the ear, you may choose to apply subtle EQ to account for sound coupling through the talent's cheek and along the cheekbone. Each performer is different; typically the mids are slightly emphasized—try cutting 2-3 dB at 1kHz for males and 1.5kHz for females.