



Remote Camera Operating Switcher
BRS-200

Preliminary

FEATURES

Live Production and Presentation Switcher for HD or SD Systems

The BRS-200 switcher offers user-friendly operability and exquisite system flexibility for live productions and presentations. The BRS-200 can be used for either standard-definition (SD) or high-definition (HD) system configurations. The BRS-200 is an ideal tool for many applications, such as event and live staging, conferences, concerts, broadcast operations, and much more.

Note: Please note that users will need to select either SD-SDI or HD-SDI input.

Multi Viewing Function

The BRS-200 comes equipped with a multi viewing function, allowing a single monitor to display all input signals, PGM, and PVW via SDI and/or DVI-H outputs. This feature minimizes the number of displays required, and allows users to check all pictures at the same time on the same monitor.

- Users have a choice of sixteen, ten, or four split-screens depending on the type of operation and the scale of the system.
- Tally indicators are available: red frame for PGM out, amber square for PVW out, and blue square for controlled camera.



Rich Selection of Inputs and Outputs

The BRS-200 system offers four SDI inputs/outputs and one DVI output as standard. When a different input configuration is required, a variety of optional boards are available, allowing users to configure the system exactly as required. With the addition of optional boards, the BRS-200 provides a maximum of eight SDI and one DVI-H inputs, and four SDI and two DVI-H outputs. With these multiple inputs and outputs, the BRS-200 enables image sources to be recorded on a recorder and to be played out, for example, on two monitors and one projector simultaneously.

Camera Remote Control Capability

The BRS-200 can also control the BRC Series cameras from a remote location. Pan/tilt/zoom, iris, and focus can all be controlled using its joystick and dials. This versatile functionality helps contribute to a highly efficient one-man operation.



BRC-300
SD 3-CCD
Color Video
Camera



BRC-2700
HD/SD 3-CMOS
Color Video
Camera

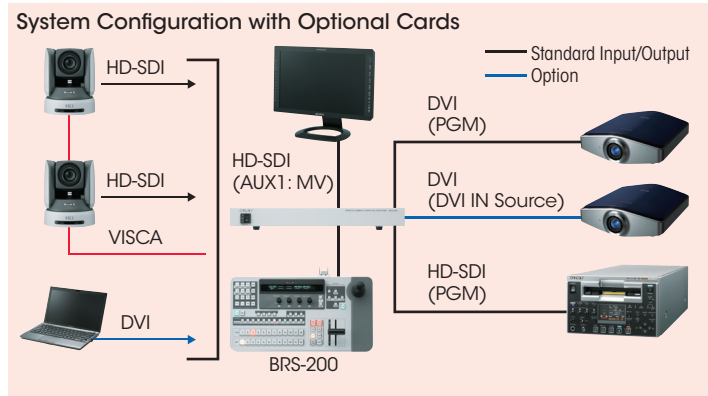
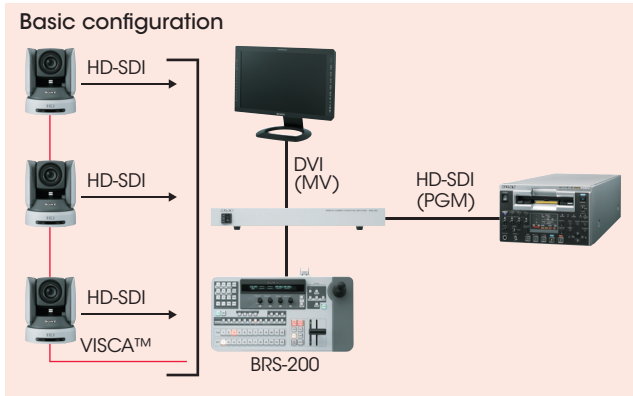


BRC-H700
HD 3-CCD
Color Video
Camera



BRC-Z330
HD/SD 1CMOS
Color Video
Camera

SYSTEM CONFIGURATIONS



SPECIFICATIONS

BRS-200		
	HD mode	SD mode
System		
Video formats	HD (1080/59.94i, 1080/50i)	SD (480/59.94i, 576/50i)
Video processing	YCbCr 4:2:2, 10 bit	
Inputs/Outputs		
Video input *1	HD-SDI x 4: BNC	SD-SDI x 4: BNC
Video input (option) *1*2	HD-SDI x 4: BNC	SD-SDI x 4: BNC
	DVI-I x 1 (SXGA, WXGA, XGA)	
	Analog composite x 1: BNC, S-video x 1: 4-pin mini DIN *3	
Reference input	Analog black burst or Tri-level sync.: BNC, with Loopthrough: BNC	Analog black burst: BNC, with Loopthrough: BNC
Video output	HD-SDI (PGM x 2, AUX x 2): BNC	SD-SDI (PGM x 2, AUX x 2): BNC
	DVI-I x 1 (WUXGA, HDTV, SXGA, WXGA, XGA) *4	
Video output (option)	DVI-I x 1 (WUXGA, HDTV, SXGA, WXGA, XGA) *4	DVI-I x 1 (SXGA, WXGA, XGA)
Reference outputs	Analog black burst or Tri-level sync.: BNC	Analog black burst: BNC
Image effect		
Effect	Transition: CUT, MIX, WIPE (Fader, AUTO)	
	P in P (AUTO)	
DSK	Chroma key, Luminance key, Linear Key (Split)	
Interface		
Remote	RS-422 x 1: D-sub 9-pin (for switcher control from external devices)	
GPI/TALLY output	12 ports (selectable for I/Os), D-sub 15-pin x 1	
VISCA camera control	VISCA RS-232C x 1: Mini DIN 8-pin VISCA RS-422 x 1: 5-pin contact connector (for BRC Series camera control)	
LAN	100BASE-T: RJ-45 (for the transfer of still images, snapshot data, and camera preset positions)	
General		
Power requirements	AC 100 to 240 V, 50/60 Hz	
Power consumption	RP: 85 W (without optional boards), 135 W (with optional boards) CP: 15 W	
Operating temperature	41 to 104 °F (5 to 40 °C)	
Dimensions	RP: 17 x 1 3/4 x 17 inches (430 x 44 x 430 mm) (without protrusions) CP: 16 3/4 x 2 7/8 x 8 3/4 inches (424 x 70 x 222 mm) (without protrusions)	
Weight	RP: 17 oz (7.5 kg) (without optional boards), 18 oz (8.0 kg) (with optional boards) CP: 9 oz (4.3 kg)	

*1 The BRS-200 does not accept the mix of HD-SDI and SD-SDI.

*2 Maximum of five inputs can be added. (Combination of two input boards of BRSA-20HSD1, BRSA-20SA1, and BRSA-20DD1 can be installed to the BRS-200. Only for the BRSA-20HSD1, single board can be installed to the BRS-200.)

*3 In HD mode, input signals can be upconverted to use as HD signals.

*4 In HDTV mode, 1080i analog component (Y/Pb/Pr) is available.

OPTIONAL ACCESSORIES



BRSA-20HSD1

Input: HD-SDI/SD-SDI x 4 with frame synchronizer

* This input board does not accept a mix of HD-SDI and SD-SDI.



BRSA-20SA1

Input: Composite x 1 and S-Video x 1 with frame synchronizer and up-converter



BRSA-20DD1

Input: DVI-I (SXGA, WXGA, XGA) x 1 with frame synchronizer and scan converter



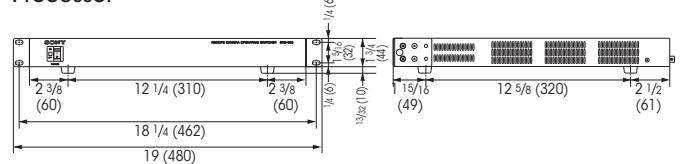
BRSA-20DD2

Output: DVI-I (WUXGA, HDTV, SXGA, WXGA, XGA) x 1

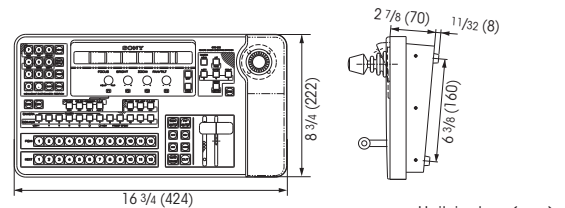
* In HDTV mode, 1080i analog component (Y/Pb/Pr) is available.

DIMENSIONS

Processor



Switcher



Unit: inches (mm)

SONY

Sony Electronics Inc.
1 Sony Drive
Park Ridge, NJ 07656
click: sony.com/professional

V-2445 (MK10572V1)

© 2009 Sony Electronics Inc. All rights reserved.
Reproduction in whole or in part without written permission is prohibited.
Features and specifications are subject to change without notice.
All non-metric weights and measurements are approximate.
Sony and VISCA are trademarks of Sony.

Printed in USA (4/09)