

**SONY**<sup>®</sup>



VPL-FX41  
VPL-FX41L  
VPL-FE40  
VPL-FE40L  
VPL-FX40  
VPL-FX40L

Advanced Installation Projectors

[sony.com/projectors](http://sony.com/projectors)



BrightEra<sup>™</sup>

**HDMI**<sup>™</sup>  
HIGH DEFINITION MULTIMEDIA INTERFACE

# Bright, Stylish, Easy to Install, and Simple to Use – You Can Even Make Presentation via a Network

The VPL-FX41\*, VPL-FE40, and VPL-FX40 Data Projectors from Sony are ideal for vivid, clear presentations in many locations, from university classrooms to enterprise boardrooms and beyond.

Delivering extremely bright images from sophisticated bodies, these are excellent projectors for high-impact multimedia presentations. The VPL-FX41 provides an outstanding brightness of 5200 lumens, while the VPL-FE40 and VPL-FX40 offer a high brightness of 4000 lumens.

For applications ranging from business conferences and seminars to education, in locations such as boardrooms, large conference rooms, R&D facilities, and university classrooms, these projectors will captivate audiences with breathtaking image quality.

The VPL-FE40 offers incredible SXGA+ resolution to project clear and crisp images even on large screens, while the VPL-FX41 and VPL-FX40 offer native XGA resolution for high image quality.

With their outstanding functionality, simple operation, and network capabilities, these projectors provide you with the tools to perform seamless presentations. The projectors' ability to accept a broad array of signals, including those from sources equipped with the latest High-Definition Multimedia Interface™ (HDMI™), can make your presentations more dynamic than ever before. And with the model variants VPL-FX41L, VPL-FE40L, and VPL-FX40L, you can choose a lens that meets the requirements of your specific applications.

System integrators will appreciate the projectors' design – which includes features for easy installation, such as a centered lens and power zoom, focus, and shift – while maintenance personnel can easily replace lamps and clean filters as these are simple to access.

With all the features and functionality that you expect from Sony, particularly those for installation, projection, usability, and maintenance, the VPL-FX41, VPL-FE40, and VPL-FX40 are perhaps the most thoughtfully designed projectors available today. Take your presentations to the next level!

\* Unless otherwise stated, VPL-FX41 (or VPL-FE40 / VPL-FX40) refers to both VPL-FX41 (or VPL-FE40 / VPL-FX40) and the model variant VPL-FX41L (or VPL-FE40L / VPL-FX40L).



# Features

## High-quality Images and Incredible Performance

### Outstanding Brightness of 5200/4000 Lumens in a Beautifully Styled Projector

The VPL-FX41 data projector provides an outstanding brightness of 5200 lumens, while the VPL-FE40 and VPL-FX40 data projectors offer a high brightness of 4000 lumens. This allows for dynamic, large-screen presentations even in high ambient lighting environments. By combining a new generation of inorganic LCD panels that utilize Sony BrightEra™ technology\* with a powerful 275W lamp, these beautifully styled projectors are excellent for bringing your presentations to life.

\*"BrightEra" is a brand name for the category of next generation LCD panels having pixels with large aperture ratios and adopting inorganic alignment films. Sony is the first manufacturer to succeed in developing this technology for a High-Temperature Polysilicon (HTPS) TFT LCD panel.

### Extremely High Resolution (SXGA+ or XGA)

Offering native SXGA+ (1400 x 1050) resolution, the VPL-FE40 projects extremely clear and detailed high-quality images even on a large screen. And the VPL-FX41 and VPL-FX40 offer native XGA (1024 x 768) resolution for high picture quality.



**SXGA+ Resolution: Clear and Detailed Images**  
(simulated image)

## 3LCD Projection System

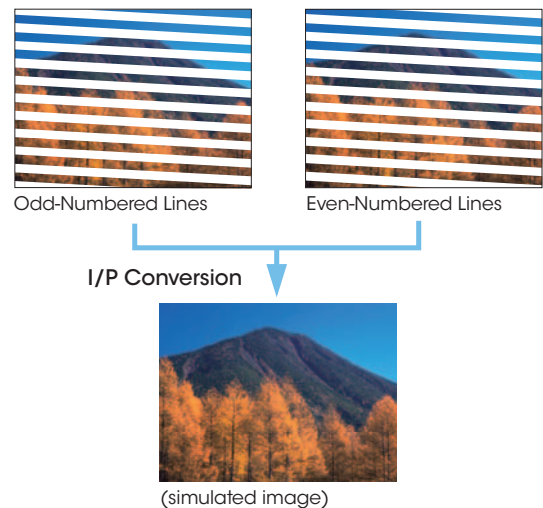
Because the VPL-FX41, VPL-FE40 and VPL-FX40 adopt a 3LCD projection system, projected images are bright and natural. 3LCD is a projection system using three LCD panels (also known as high-temperature polysilicon or HTPS). This system provides high light transmission and excellent color reproduction. It also provides smooth gradients in dark areas, and even helps prevent color breakup.

## Dynamic Detail Enhancer (DDE) for High-Quality Video Images

This unique Sony video-enhancing technology incorporated in the VPL-FX41, VPL-FE40 and VPL-FX40 projectors generates high-quality images of outstanding clarity. For interlaced video sources, I/P (Interlace/Progressive) conversion is applied to the signals to project clear and sharp progressive images. When displaying film-originated sources, signals converted by 2-3/2-2 pull down are detected, and each frame of the original film is accurately reproduced.

## 12-bit 3D Gamma Correction and 3D Digital Comb Filter

The VPL-FX41, VPL-FE40 and VPL-FX40 projectors incorporate 12-bit 3D Gamma Correction circuitry to perform highly accurate gamma correction, achieving uniform image color and brightness that extends right to the corners of the screen. What's more, the 3D Digital Comb Filter separates Y signals from C signals with great accuracy, which emphasizes fine images and shape boundaries.



## Installation Flexibility and Easy Maintenance

### Power Zoom/Focus/Lens Shift (Horizontal and Vertical)

The Zoom, Focus, and Horizontal and Vertical Lens Shift functions available with the projectors' supplied power-operated lens and optional lenses\* can be controlled both from the projector control panel and the supplied Remote Commander™ unit. Images can be easily adjusted to the desired settings both during installation and when the projector is in use.

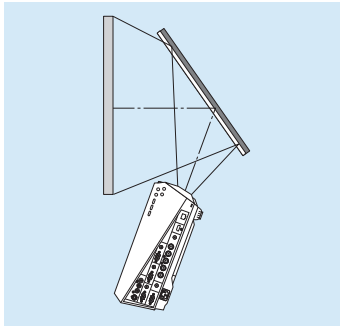
\*Not available with the optional VPLL-1008 fixed-type lens.

### Centered Lens Design

The centered lens provides symmetry for a balanced installation of the VPL-FX41, VPL-FE40 and VPL-FX40 projectors, and makes setup very simple.

### Flexible Orientation

The VPL-FX41, VPL-FE40 and VPL-FX40 projectors can be tilted 90 degrees upwards or downwards. This flexibility allows the projectors to be used in several different ways, including in a rear projection system.



Rear Projection System

## Twin Stacking Capability

When applications require double the light output, the VPL-FX41, VPL-FE40 and VPL-FX40 projectors can be twin-stacked\*. Pictures from the two projectors are then matched using the Picture Shift function on each unit.

\*The optional VPLL-1008 lens cannot be used when twin stacking.

## Direct Power On






Activating this function allows you to skip standby mode to power on the VPL-FX41, VPL-FE40 and VPL-FX40 projectors immediately. Direct Power On is ideal for large-scale facilities such as museums, auditoriums, and conference halls, with images ready for projection as soon as the circuit-breaker on the switchboard is turned on.

## ID Function for Multi-Projector Installation

The VPL-FX41, VPL-FE40 and VPL-FX40 projectors have a built-in ID function, so each projector can be controlled independently from a single Remote Commander unit. For multi-projector installations in a single room, this feature is indispensable both during installation and operation.

## Variety of Optional Lenses

The VPL-FX41, VPL-FE40 and VPL-FX40 projectors are each supplied with a power lens as standard for most general applications. If a specific application requires a special lens, the VPL-FX41L, VPL-FE40L and VPL-FX40L are available. The lens is not included with these projectors, so any of four optional lens types can be selected. This flexibility allows the VPL-FX41L, VPL-FE40L and VPL-FX40L to be used for a number of applications – from long-distance projection in large auditoriums to short-distance rear-projection applications.

	Projection Lens		Projection Lens	Projection Lens		Projection Lens		Projection Lens	
	Standard Focus Zoom Lens		Fixed Short Focus Lens	Short Focus Zoom Lens		Middle Focus Zoom Lens		Long Focus Zoom Lens	
	Supplied Lens		VPLL-1008*	VPLL-Z1014		VPLL-Z1024		VPLL-Z1032	
									
F-number	1.66 to 2.18		2.0	2.0 to 2.8		2.0 to 2.3		2.0 to 2.4	
Throw ratio**	1.875 : 1 to 2.38 : 1		0.78 : 1	1.4 : 1 to 1.875 : 1		2.38 : 1 to 3.26 : 1		3.24 : 1 to 4.95 : 1	
Zoom ratio	x 1.30		—	x 1.38		x 1.45		x 1.60	
Throwing Distance									
Screen Size***	Wide	Tele		Wide	Tele	Wide	Tele	Wide	Tele
40-inch	1,480 mm	1,900 mm	—	1,110 mm	1,500 mm	1,880 mm	2,590 mm	2,550 mm	3,940 mm
60-inch	2,260 mm	2,880 mm	930 mm	1,690 mm	2,280 mm	2,860 mm	3,940 mm	3,890 mm	5,980 mm
80-inch	3,030 mm	3,860 mm	1,260 mm	2,270 mm	3,060 mm	3,850 mm	5,280 mm	5,240 mm	8,020 mm
100-inch	3,810 mm	4,840 mm	1,590 mm	2,850 mm	3,830 mm	4,840 mm	6,630 mm	6,580 mm	10,060 mm
150-inch	5,740 mm	7,290 mm	2,420 mm	4,310 mm	5,770 mm	7,300 mm	9,990 mm	9,950 mm	15,150 mm
200-inch	7,680 mm	9,740 mm	3,250 mm	5,760 mm	7,710 mm	9,770 mm	13,350 mm	13,310 mm	20,240 mm
300-inch	11,550 mm	14,640 mm	4,910 mm	8,670 mm	11,600 mm	14,700 mm	20,060 mm	20,040 mm	30,430 mm
400-inch	15,420 mm	19,540 mm	—	11,580 mm	15,480 mm	19,630 mm	26,780 mm	26,760 mm	40,620 mm
500-inch	19,290 mm	24,440 mm	—	14,490 mm	19,360 mm	24,570 mm	33,500 mm	33,490 mm	50,810 mm
600-inch	23,160 mm	29,350 mm	—	17,400 mm	23,240 mm	29,500 mm	40,220 mm	40,220 mm	60,990 mm

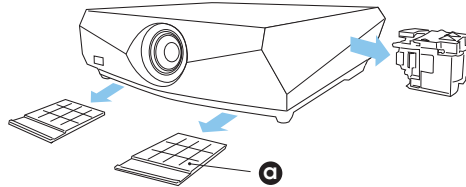
\* When using the VPLL-1008 lens, the center of the image projected from the lens must be perpendicular to and aligned with the center of the screen vertically (mirror usage is acceptable). Also, the projector cannot be installed upside-down when using this lens.

\*\* Distance between the center of the projector lens and the screen, divided by the screen width.

\*\*\* Viewable area, measured diagonally.

## Easy Lamp Replacement and Filter Cleaning

When it's time to replace the lamp in the VPL-FX41, VPL-FE40 and VPL-FX40 projectors, a timely message appears clearly on the screen. The lamp is accessible from the side of the projector and the filters from the front, so lamp replacement and filter cleaning can be performed without uninstalling the projector.



The air filter of the VPL-FX41 is on one side **a** only.

## Maintenance and Notifications Via Network

Because the VPL-FX41, VPL-FE40 and VPL-FX40 projectors can be connected to a LAN, a number of functions can be performed remotely using a web browser. \* For example, the projector's current status can be verified and simple controls, such as powering the unit on or off, can be performed. Also, the system can be set up to send automatic e-mail reports to designated recipients for scheduled maintenance, including projected lamp life and error reports.

\* Internet Explorer 5.0 or higher is required.

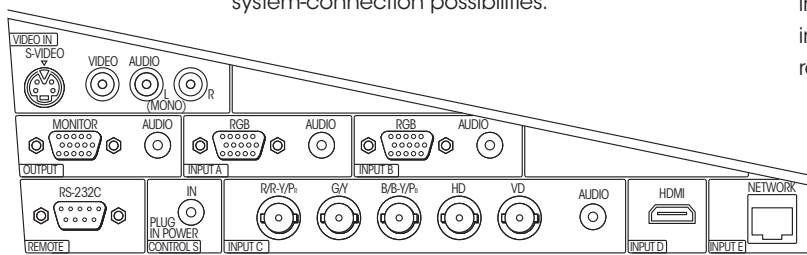
## Digital Keystone Adjustment

Vertical Keystone distortion of up to  $\pm 30$  degrees can be digitally corrected via the OSD and/or Remote Commander unit of the VPL-FX41, VPL-FE40 and VPL-FX40 projectors. This enables detailed images to be projected with their correct geometry, even when installation space is limited.

## Multiple Interfaces for Flexible Operation

### Multitude of Inputs

The VPL-FX41, VPL-FE40 and VPL-FX40 projectors accept a wide variety of input signals, including HDMI (the latest standard for digitally connecting to high-definition systems), component and composite video, S-Video (Y/C), and computer signals up to UXGA (fV: 60 Hz) – which expands the system-connection possibilities.



The VPL-FX41, VPL-FE40 and VPL-FX40 projectors are equipped with five BNC connectors, so they can accept signals from sources such as workstations or professional video equipment, and these sources can be located far away from the projector because the interfaces support long-distance signal transmission.

## Monitor Output for Presenters

Projected images can be monitored by connecting a PC monitor to the VPL-FX41, VPL-FE40 and VPL-FX40 projectors' monitor output and placing it in the presenter's field of view. This allows the presenter to continually face the audience during the presentation for a fluid and professional delivery.

## Multi-Language OSD (On-Screen Display)

The OSD used for control of the VPL-FX41, VPL-FE40 and VPL-FX40 projectors is available in 16 languages: English, Dutch, French, Italian, German, Spanish, Portuguese, Russian, Swedish, Norwegian, Japanese, simplified Chinese, traditional Chinese, Korean, Thai, and Arabic.

## Quiet Operation

The VPL-FX41, VPL-FE40 and VPL-FX40 projectors are incredibly quiet, allowing for smooth and undisturbed presentations. The low fan noise is attributed to a highly efficient cooling system based on Sony's latest technology.

## Multi-Function Remote Commander Unit

The supplied Remote Commander unit for the VPL-FX41, VPL-FE40 and VPL-FX40 is useful for both setting up the projector during installation and changing settings for a presentation.

This unit has buttons for direct input selection, so users do not have to toggle through the entire range of inputs to select the desired one. With the projector ID function, each projector in a multiple-projector installation can be controlled independently from a single remote.



## Network Presentations

When the VPL-FX41, VPL-FE40 and VPL-FX40 projectors are installed on a LAN, presentations can be projected from any PC on that network\* – whether connected via a LAN cable or wirelessly. Switching from presenter to presenter is as easy as clicking a mouse – there’s no fussing with cables.

\*Requires supplied application software to be installed on your PC.

## High-Speed Image Transfer over IP Networks

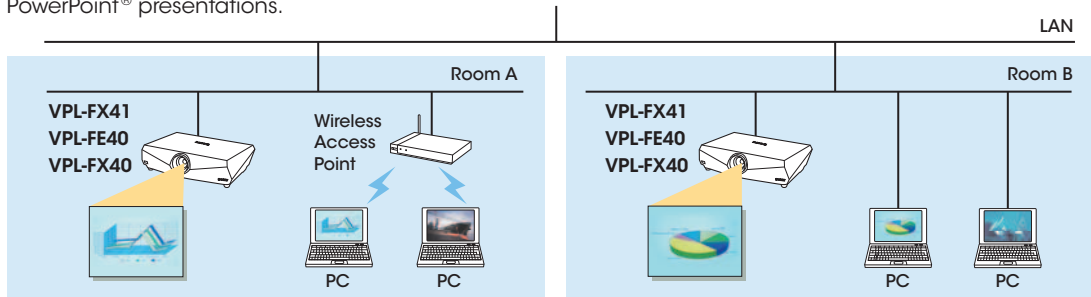
Because the VPL-FX41, VPL-FE40 and VPL-FX40 projectors employ efficient compression and transmission techniques, they can receive and project images via IP networks for effective presentations from any networked PC. In fact, they can even handle animated Microsoft® PowerPoint® presentations.

## Network Presentations Using Up To Five Projectors

Up to five VPL-FX41, VPL-FE40 or VPL-FX40 projectors can be connected to a network, with the image from a single PC projected on each of them. This feature is ideal for both large venues and multiple rooms in which images have to be projected from various locations.

## Network Presentations Almost Anywhere

By manually registering your PC’s IP address to the VPL-FX41, VPL-FE40 and VPL-FX40 projectors, images can be projected not only across the country, but across the globe. This is ideal for applications such as distance learning and long-distance corporate communication.



Network Presentation System Diagram

System Requirements to Run Supplied Application Software	
Hardware	CPU: Intel® Pentium® III 600-MHz processor or faster, and CPU recommended by OS
	Memory: 64 MB or more (128 MB or more is recommended), and Memory recommended by OS
	Hard disk: 10 MB or more of free capacity
	Other hardware requirements: CD-ROM drive
Operating System	Microsoft® Windows® 98 SE, Windows ME, Windows 2000, Windows XP Home Edition, Windows XP Professional Edition, Windows Vista Home Basic, Windows Vista Home Premium, Windows Vista Ultimate, Windows Vista Business
Browser	Internet Explorer 5.0 or higher
Display	Color resolution: 16-bit, 24-bit, or 32-bit
Network	RJ-45: 10BASE-T/100BASE-TX

Sony cannot guarantee that application software will run properly even though all of the above system requirements are met.

### Notice Regarding Network Presentations:

- When an image is sent from a computer to the VPL-FE40 projector, the image is processed using 1024 x 768 pixels.
- Animation effects and the slide show function in Microsoft PowerPoint presentations can be used; however, transmission delays may occur if a large number of effects are performed at once or if several slides are turned at once.
- Network transmission is not suitable for video.
- Network transmission should not be used with sound.
- Applications that use DirectX® application programming interface may not be displayed properly.
- When using Windows Vista, Windows XP, or Windows 2000 Operating Systems, the user must be logged into an account with computer administrator access.
- Application software is provided in English and Japanese.
- Network presentations may not be possible depending on the network environment and available bandwidth.

## Other Features

- Smart APA (Auto Pixel Alignment)
- Password-Authentication System
- Picture/Audio Muting

## Optional Accessories



**LMP-F270**  
Projector Lamp (for replacement)



**PSS-610//A**  
Suspension Support

# Preset Signal Chart

No.	Preset signal	fH (kHz)	fV (Hz)	Sync
1	Video 60 Hz	15.734	59.940	-
2	Video 50 Hz	15.625	50.000	-
3	480/60i	15.734	59.940	S on G/Y
4	575/50i	15.625	50.000	S on G/Y
5	480/60p	31.470	60.000	S on G/Y
6	575/50p	31.250	50.000	S on G/Y
7	1080/60i	33.750	60.000	S on G/Y
8	1080/50i	28.130	50.000	S on G/Y
10	720/60p	45.000	60.000	S on G/Y
11	720/50p	37.500	50.000	S on G/Y
12	1080/60p	67.500	60.000	S on G/Y
13	1080/50p	56.260	50.000	S on G/Y
14	1080/24p	26.973	23.976	S on G/Y
15	1080/30p	33.750	29.970	S on G/Y
21	640 x 350	31.469	70.086	H-pos, V-neg
22	VESA 85 (VGA 350)	37.861	85.080	H-pos, V-neg
23	640 x 400	24.823	56.416	H-neg, V-neg
24	VGA Mode 2 (TEXT)/VESA 70	31.469	70.086	H-neg, V-pos
25	VESA 85 (VGA 400)	37.861	85.080	H-neg, V-pos
26	640 x 480	31.469	59.940	H-neg, V-neg
27	Mac 13	35.000	66.667	H-neg, V-neg
28	VESA 72	37.861	72.809	H-neg, V-neg
29	VESA 75 (IBM M3)	37.500	75.000	H-neg, V-neg
30	VESA 85 (IBM M4)	43.269	85.008	H-neg, V-neg

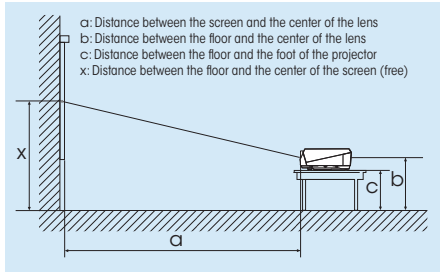
No.	Preset signal	fH (kHz)	fV (Hz)	Sync	
31	800 x 600	VESA 56	35.156	56.250	H-pos, V-pos
32		VESA 60	37.879	60.317	H-pos, V-pos
33		VESA 72	48.077	72.188	H-pos, V-pos
34		VESA 75 (IBM M5)	46.875	75.000	H-pos, V-pos
35		VESA 85	53.674	85.061	H-pos, V-pos
36	832 x 624	Mac 16	49.724	74.550	H-neg, V-neg
37	1024 x 768	VESA 60	48.363	60.004	H-neg, V-neg
38		VESA 70	56.476	70.069	H-neg, V-neg
39		VESA 75	60.023	75.029	H-pos, V-pos
40		VESA 85	68.677	84.997	H-pos, V-pos
45	1280 x 960	VESA 60	60.000	60.000	H-pos, V-pos
46		VESA 75	75.000	75.000	H-pos, V-pos
47	1280 x 1024	VESA 60	63.974	60.013	H-pos, V-pos
48		VESA 75	79.976	75.025	H-pos, V-pos
49		VESA 85	91.146	85.024	H-pos, V-pos
50	1400 x 1050	VESA 60	65.317	59.978	H-neg, V-pos
51	1600 x 1200	VESA 60	75.000	60.000	H-pos, V-pos
55	1280 x 768	1280 x 768/60	47.776	59.870	H-neg, V-pos
56	1280 x 720	1280 x 720/60	44.772	59.855	H-neg, V-pos
60	1360 x 768	1360 x 768/60	47.720	59.799	H-neg, V-pos
61	1440 x 900	1440 x 900/60	55.935	59.887	H-neg, V-pos
62	1680 x 1050	1680 x 1050/60	65.290	59.954	H-neg, V-pos
63	1280 x 800	1280 x 800/60	49.702	59.810	H-neg, V-pos

- Preset signal Nos. 1-2, 21-25, 27-31, 33-35, 38-40, 46, 48-49, 51 and 56 are analog only.
- Preset signal Nos. 12-15 are digital only.
- Images may not be reproduced correctly when signals other than those listed above are input.

## Installation Diagrams (When using the VPL-FX41, VPL-FE40 and VPL-FX40 with supplied lens)

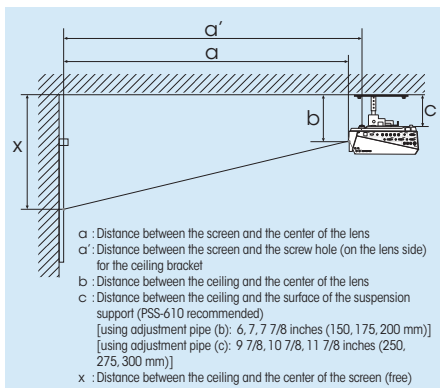
### Floor Installation

Screen size*	40	60	80	100	120	150	180	200	250	300	400	500	600
a	min	inches 58 3/8	89	119 5/16	150 1/8	180 3/8	226 1/8	271 3/4	302 1/2	378 1/2	454 7/8	607 1/4	759 5/8
	(mm)	(1480)	(2260)	(3030)	(3810)	(4580)	(5740)	(6900)	(7680)	(9610)	(11550)	(15420)	(19290)
max	inches 74 7/8	113 1/2	152	190 5/8	229 1/4	287 1/8	345	383 3/8	480	576 1/2	769 1/2	962 3/8	1155 3/4
	(mm)	(1900)	(2880)	(3860)	(4840)	(5820)	(7290)	(8760)	(9740)	(12190)	(14640)	(19540)	(24440)
b	min	inches x-12	x-18	x-24	x-30	x-36	x-45	x-54	x-60	x-75 1/8	x-90 1/8	x-120 1/16	x-150 1/8
	(mm)	(x-305)	(x-457)	(x-610)	(x-762)	(x-914)	(x-1143)	(x-1372)	(x-1524)	(x-1905)	(x-2286)	(x-3048)	(x-3810)
c	min	inches x-15 1/2	x-21 1/2	x-27 1/2	x-33 1/2	x-39 1/2	x-48 1/2	x-57 1/2	x-63 1/2	x-78 1/2	x-93 1/2	x-123 1/2	x-153 1/2
	(mm)	(x-392)	(x-545)	(x-697)	(x-850)	(x-1002)	(x-1231)	(x-1459)	(x-1612)	(x-1993)	(x-2374)	(x-3136)	(x-3898)
max	inches							x-3 1/2					x-183 1/2
	(mm)							(x-88)					(x-4660)



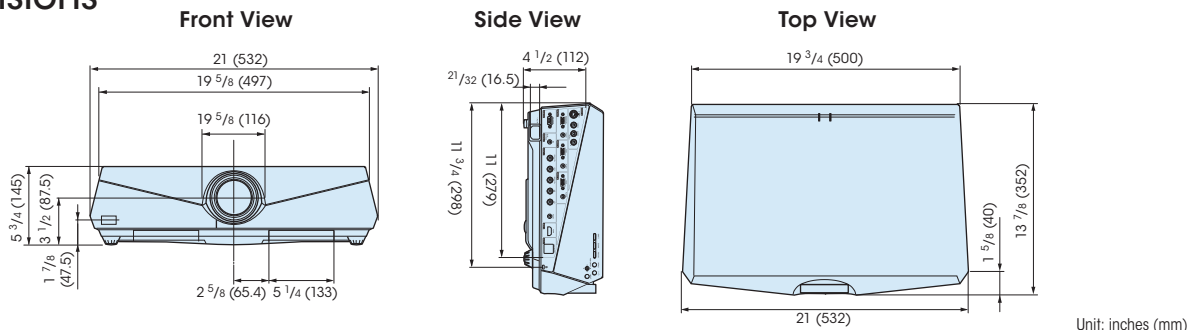
### Ceiling Mounted Installation

Screen size*	40	60	80	100	120	150	180	200	250	300	400	500	600
a	min	inches 58 3/8	89	119 5/16	150 1/8	180 3/8	226 1/8	271 3/4	302 1/2	378 1/2	454 7/8	607 1/4	759 5/8
	(mm)	(1480)	(2260)	(3030)	(3810)	(4580)	(5740)	(6900)	(7680)	(9610)	(11550)	(15420)	(19290)
max	inches 1900	2880	3860	4840	5820	7290	8760	9740	12190	14640	19540	24440	29350
	(mm)												
a'	min	inches 61 1/2	91 3/4	122 1/2	152 7/8	183 1/8	229 1/4	274 7/8	305 1/4	381 1/8	457 5/8	610	762 3/4
	(mm)	(1560)	(2330)	(3110)	(3880)	(4650)	(5820)	(6980)	(7750)	(9690)	(11620)	(15490)	(19370)
max	inches 77 5/8	116 1/4	154 3/4	193 3/8	232	289 7/8	347 3/4	386 3/8	483 1/4	579 5/8	772 3/8	965 1/2	1158 1/2
	(mm)	(1970)	(2950)	(3930)	(4910)	(5890)	(7360)	(8830)	(9810)	(12270)	(14720)	(19620)	(24520)
b	min	inches					c+3 3/8						
	(mm)						c+85						
max	inches						c+3 5/8						
	(mm)						c+91						
x	min	inches					c+3 3/8						
	(mm)						c+85						
max	inches	c+15 3/8	c+21 3/8	c+27 3/8	c+33 3/8	c+39 3/8	c+48 3/8	c+57 3/8	c+63 3/8	c+78 3/8	c+93 3/8	c+123 3/8	c+153 3/8
	(mm)	(c+390)	(c+542)	(c+695)	(c+847)	(c+999)	(c+1228)	(c+1457)	(c+1609)	(c+1990)	(c+2371)	(c+3133)	(c+3895)



For both Floor and Ceiling Mount Installations, image can be shifted horizontally by +/- 10 percent of the screen width.  
 \* Viewable area, measured diagonally.

## Dimensions



# Specifications

	VPL-FX41 (lens is supplied) VPL-FX41L (lens is optional)	VPL-FE40 (lens is supplied) VPL-FE40L (lens is optional)	VPL-FX40 (lens is supplied) VPL-FX40L (lens is optional)
<b>Optical</b>			
Projection system	3 LCD panels, 1 lens projection system		
LCD panel	0.79-inch XGA panel, 2,359,296 (1024 x 768 x 3) pixels	0.79-inch SXGA+ panel, 4,410,000 (1400 x 1050 x 3) pixels	0.79-inch XGA panel, 2,359,296 (1024 x 768 x 3) pixels
Projection lens	VPL-FX41/FE40/FX40 : 1.3 times power zoom lens, f 30.6 to 39.7 mm, F 1.66 to 2.18 VPL-FX41L/FE40L/FX40L : Not supplied		
Lamp	275 W ultra high pressure lamp		
Screen coverage	VPL-FX41/FE40/FX40: 40 to 600 inches (viewable area measured diagonally) VPL-FX41L/FE40L/FX40L: 40 to 600 inches (with VPLL-Z1014 VPLL-Z1024 or VPLL-Z1032) (viewable area measured diagonally) 60 to 300 inches (with VPLL-1008) (viewable area measured diagonally)		
Light output	5200 lumens (lamp mode high) 4160 lumens (lamp mode standard)	4000 lumens (lamp mode high) 3200 lumens (lamp mode standard)	
<b>Signals</b>			
Color system	NTSC3.58, PAL, SECAM, NTSC4.43, PAL-M, PAL-N, PAL60 (automatically/manually selected)		
Resolution	Video: 750 TV lines, RGB: 1024 x 768 pixels	Video: 750 TV lines, RGB : 1400 x 1050 pixels	Video: 750 TV lines, RGB : 1024 x 768 pixels
Acceptable computer signals	fh: 19 to 92 kHz, fv: 48 to 92 Hz (Up to UXGA (TV 60 Hz))		
Acceptable video signals	15 kHz RGB 50/60 Hz, Progressive Component 50/60 Hz, DTV (480/60i, 575/50i, 480/60p, 575/50p, 720/60p, 720/50p, 1080/60i, 1080/50i, 1080/60p, 1080/50p), Composite Video, Y/C video		
<b>Speaker</b>			
	1.8 W x 2 (stereo)		
<b>General</b>			
Dimensions (W x H x D)	21 x 5 3/4 x 13 7/8 inches, (532 x 145 x 352 mm)		
Weight	VPL-FX41/FE40/FX40: Approx. 21 lb 10 oz (9.8 kg) VPL-FX41L/FE40L/FX40L: Approx. 19 lb 13 oz (9.0 kg)		
Power requirements	AC 100 to 240 V, 4.1-1.7 A, 50/60 Hz		
Power consumption	Max. 400 W, standby 15 W (standard mode) / 0.5 W (low mode)		
Heat dissipation	1365 BTU		
Operating temperature	32 to 95 °F (0 to 35 °C)		
Operating humidity	35 to 85 % (no condensation)		
Storage temperature	-4 to 140 °F (-20 to 60 °C)		
Storage humidity	10 to 90 %		
<b>Inputs/Outputs</b>			
Video In	Video	Composite Video (RCA phono jack)	
	S Video	Y/C Mini DIN 4-pin	
	Audio	Stereo (RCA phono jack x 2)	
Input A	Analog RGB	HD D-sub 15-pin (female)	
	Audio	Stereo mini jack	
Input B	Analog RGB	HD D-sub 15-pin (female)	
	Audio	Stereo mini jack	
Input C	Analog RGB/Component	BNC x 5 (female)	
	Audio	Stereo mini jack	
Input D	Digital RGB/Audio	HDMI (HDCP)	
Input E	Network	10BASE-T/100BASE-TX: RJ45	
Output	Monitor out	HD D-sub 15 pin (female)	
	Audio out	Stereo mini jack (Variable out)	
Remote	RS-232C: D-sub 9 pin (female)		
Control S IN	Stereo mini jack (plug-in-power)		
<b>Supplied accessories</b>			
	Remote Commander Unit (1), Size AA (R6) batteries (2), Lens Cap (1) (for VPL-FX41, VPL-FE40 & VPL-FX40), Lens hole cover (1) (for VPL-FX41L, VPL-FE40L & VPL-FX40L), AC power code (1), Operating Instructions and Application Software (CD-ROM) (1), Quick Reference Manual (1), Safety Regulations (1), Security Label (1)		



- Halogenated flame retardants are not used in cabinets or printed wiring boards.
- Standby power consumption: 0.5 W

**SONY**

Sony Electronics Inc.  
1 Sony Drive  
Park Ridge, NJ 07656  
sony.com/projectors

DI-0162 (MK10516V1)

© 2008 Sony Electronics Inc. All rights reserved.  
Reproduction in whole or in part without written permission is prohibited.  
Features and specifications are subject to change without notice.  
All non-metric weights and measurements are approximate. Projected images in this brochure are simulated. Sony, BrightEra and Remote Commander are trademarks of Sony. HDMI, the HDMI logo, and High-Definition Multimedia Interface are trademarks or registered trademarks of HDMI Licensing LLC. All other trademarks are the property of their respective owners.

Printed in USA (10/08)